

# LAKE OZARK FIRE PROTECTION DISTRICT



**2021**

**YEAR IN REVIEW**



# Lake Ozark Fire Protection District

1767 Bagnell Dam Blvd. Lake Ozark, Missouri 65049

Phn# 573-365-3380

Fax# 573-365-3758

February 14, 2022

The following is a year-end report for the Lake Ozark Fire Protection District for the year of 2021. This report contains a breakdown of the incidents the district responded to, code enforcement activities, training that was conducted for members of the district, and community events that the district participated in.

The district saw another busy year in 2021. The fire district ran over 1700 calls which was a record amount. The district ran around 1450 calls in 2020. Along with running a record number of calls, the fire district was also able to reduce its average response time down to 6:40.

The district placed a new aerial in service in 2021. The truck is a Sutphen SPH 100' platform. This truck was the result of almost 3 years of work to get a truck that best fits the needs of the district. A wet down and push in ceremony was held in November to put the truck in service. This truck replaced a 14-year-old 75' aerial.

During 2021, the fire district also participated in several events such as the Magic Dragon Car Show, Lake Race, Shootout Street Party, and Bikefest in the form of staffing to help make these events safe for both participants and spectators. Along with these events, the fire district worked on several other safety initiatives. These included fire prevention presentations at Heritage Elementary school, The Kings Academy and several daycares in the district, smoke detector checks and installations, CPR classes, and child car seat safety checks and installations.

We would like to thank the citizens of the fire district for their continued support. With the continued support from the public, the fire district will continue to train and explore ways to provide the highest level of service to the public.

Respectfully,

A handwritten signature in black ink, appearing to read 'Mark Amsinger', with a long horizontal flourish extending to the right.

Mark Amsinger

Fire Chief





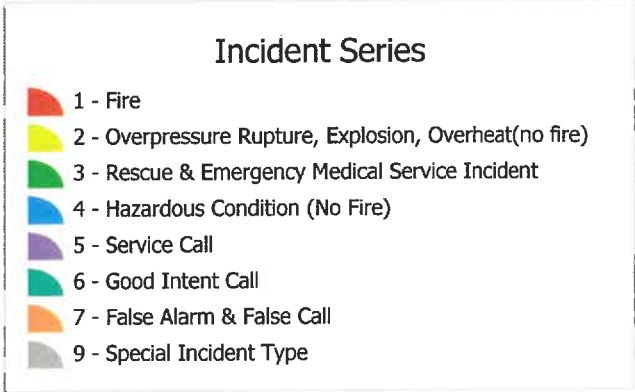
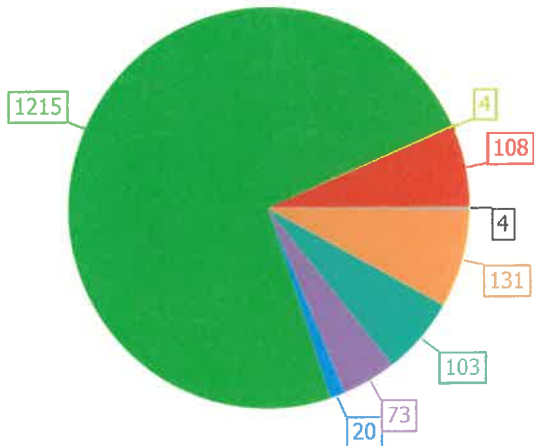
# Lake Ozark Fire Protection District

1767 Bagnell Dam Blvd. • Lake Ozark, MO 65049

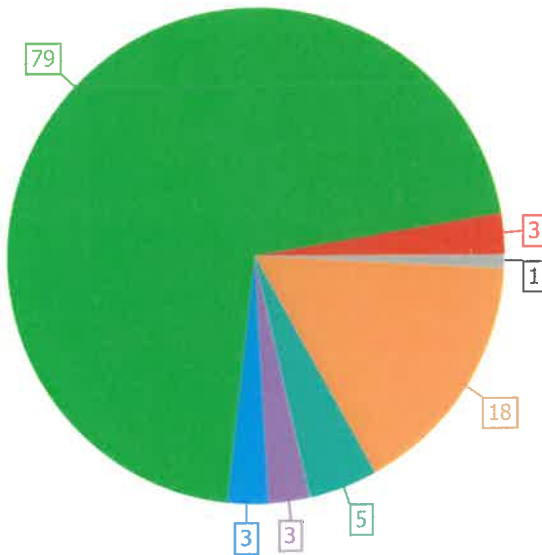
Phn# 573-365-3380 • Fax# 573-365-3758

## Incident Reports by Incident Type Series, Summary

### Annual Totals



### January



**Incident Type:**

1

**Total Number of calls for this Major Category: 1****Incident Type: 1 - Fire**

141 - Forest, woods or wildland fire 1

142 - Brush or brush-and-grass mixture fire 1

151 - Outside rubbish, trash or waste fire 1

**Total Number of calls for this Major Category: 3****Incident Type: 3 - Rescue & Emergency Medical Service Incident**

311 - Medical assist, assist EMS crew 1

320 - Emergency medical service incident, other 1

321 - EMS call, excluding vehicle accident with injury 64

322 - Motor vehicle accident with injuries 4

324 - Motor vehicle accident with no injuries. 9

**Total Number of calls for this Major Category: 79****Incident Type: 4 - Hazardous Condition (No Fire)**

400 - Hazardous condition, other 1

440 - Electrical wiring/equipment problem, other 1

444 - Power line down 1

**Total Number of calls for this Major Category: 3****Incident Type: 5 - Service Call**

554 - Assist invalid 2

571 - Cover assignment, standby, moveup 1

**Total Number of calls for this Major Category: 3****Incident Type: 6 - Good Intent Call**

611 - Dispatched &amp; canceled en route 4

631 - Authorized controlled burning 1

**Total Number of calls for this Major Category: 5****Incident Type: 7 - False Alarm & False Call**

700 - False alarm or false call, other	8
714 - Central station, malicious false alarm	1
733 - Smoke detector activation due to malfunction	3
735 - Alarm system sounded due to malfunction	2
743 - Smoke detector activation, no fire - unintentional	1
744 - Detector activation, no fire - unintentional	2
745 - Alarm system activation, no fire - unintentional	1

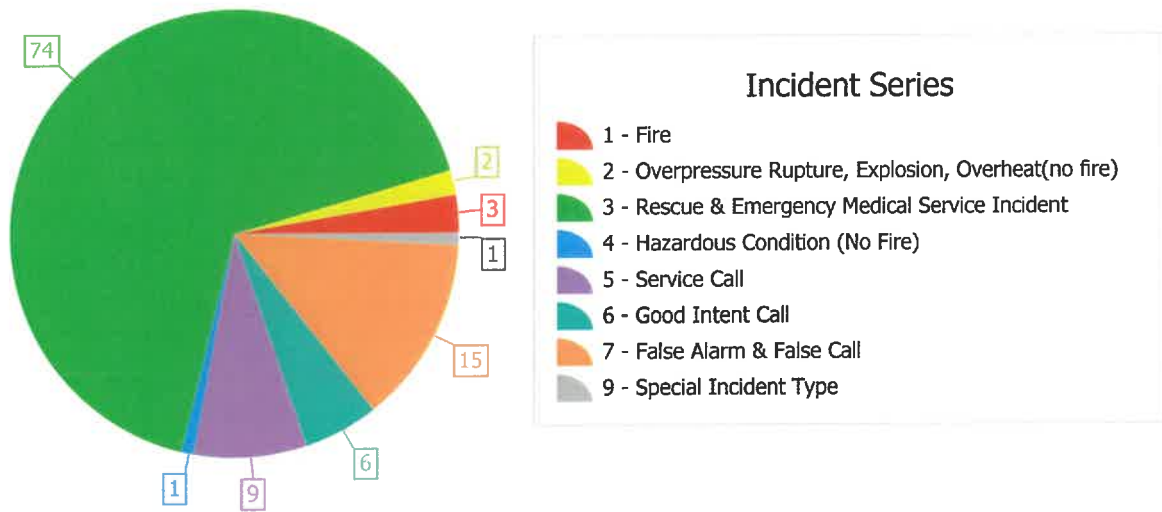
**Total Number of calls for this Major Category: 18**

**Incident Type: 9 - Special Incident Type**

900 - Special type of incident, other	1
---------------------------------------	---

**Total Number of calls for this Major Category: 1**

**February**



**Incident Type:**

1

**Total Number of calls for this Major Category: 1**

**Incident Type: 1 - Fire**

111 - Building fire	1
140 - Natural vegetation fire, other	1

151 - Outside rubbish, trash or waste fire 1

**Total Number of calls for this Major Category: 3**

**Incident Type: 2 - Overpressure Rupture, Explosion, Overheat(no fire)**

251 - Excessive heat, scorch burns with no ignition 2

**Total Number of calls for this Major Category: 2**

**Incident Type: 3 - Rescue & Emergency Medical Service Incident**

300 - Rescue, EMS incident, other 1

311 - Medical assist, assist EMS crew 2

320 - Emergency medical service incident, other 1

321 - EMS call, excluding vehicle accident with injury 53

322 - Motor vehicle accident with injuries 6

324 - Motor vehicle accident with no injuries. 11

**Total Number of calls for this Major Category: 74**

**Incident Type: 4 - Hazardous Condition (No Fire)**

440 - Electrical wiring/equipment problem, other 1

**Total Number of calls for this Major Category: 1**

**Incident Type: 5 - Service Call**

500 - Service Call, other 1

510 - Person in distress, other 1

520 - Water problem, other 1

531 - Smoke or odor removal 1

551 - Assist police or other governmental agency 2

554 - Assist invalid 2

571 - Cover assignment, standby, moveup 1

**Total Number of calls for this Major Category: 9**

**Incident Type: 6 - Good Intent Call**

611 - Dispatched & canceled en route 2

631 - Authorized controlled burning 1

651 - Smoke scare, odor of smoke 3

**Total Number of calls for this Major Category: 6**



**Incident Type: 7 - False Alarm & False Call**

700 - False alarm or false call, other	2
710 - Malicious, mischievous false call, other	3
715 - Local alarm system, malicious false alarm	1
730 - System malfunction, other	1
733 - Smoke detector activation due to malfunction	4
744 - Detector activation, no fire - unintentional	1
745 - Alarm system activation, no fire - unintentional	3

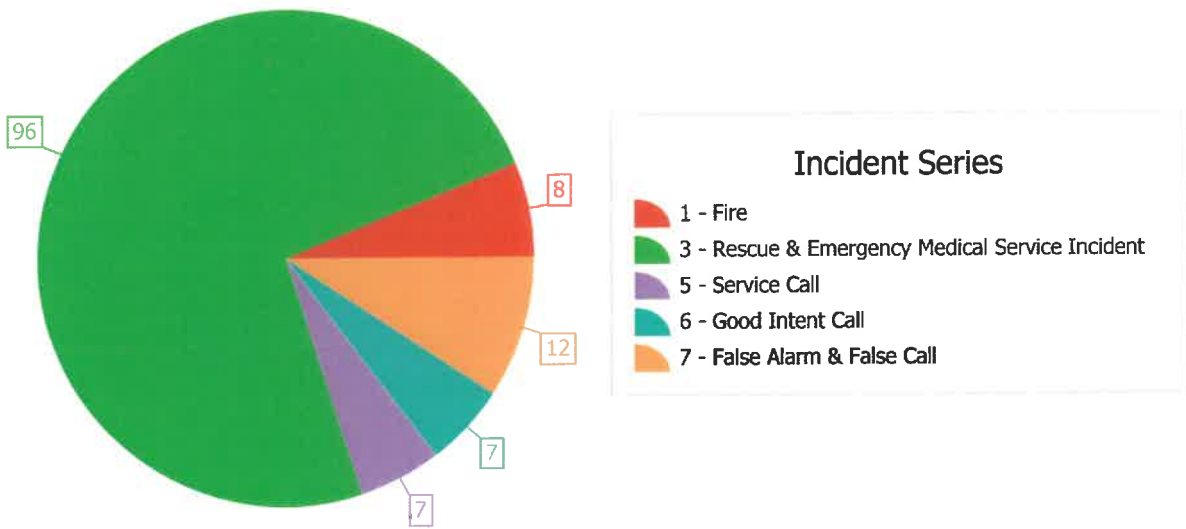
**Total Number of calls for this Major Category: 15**

**Incident Type: 9 - Special Incident Type**

911 - Citizen complaint	1
-------------------------	---

**Total Number of calls for this Major Category: 1**

**March**



**Incident Type:**

6

**Total Number of calls for this Major Category: 6**

**Incident Type: 1 - Fire**

111 - Building fire	3
---------------------	---

140 - Natural vegetation fire, other	2
141 - Forest, woods or wildland fire	1
142 - Brush or brush-and-grass mixture fire	1
150 - Outside rubbish fire, other	1
<b>Total Number of calls for this Major Category:</b>	<b>8</b>

**Incident Type:** 3 - Rescue & Emergency Medical Service Incident

311 - Medical assist, assist EMS crew	3
320 - Emergency medical service incident, other	3
321 - EMS call, excluding vehicle accident with injury	78
322 - Motor vehicle accident with injuries	5
324 - Motor vehicle accident with no injuries.	7
<b>Total Number of calls for this Major Category:</b>	<b>96</b>

**Incident Type:** 5 - Service Call

542 - Animal rescue	1
550 - Public service assistance, other	2
551 - Assist police or other governmental agency	1
554 - Assist invalid	3
<b>Total Number of calls for this Major Category:</b>	<b>7</b>

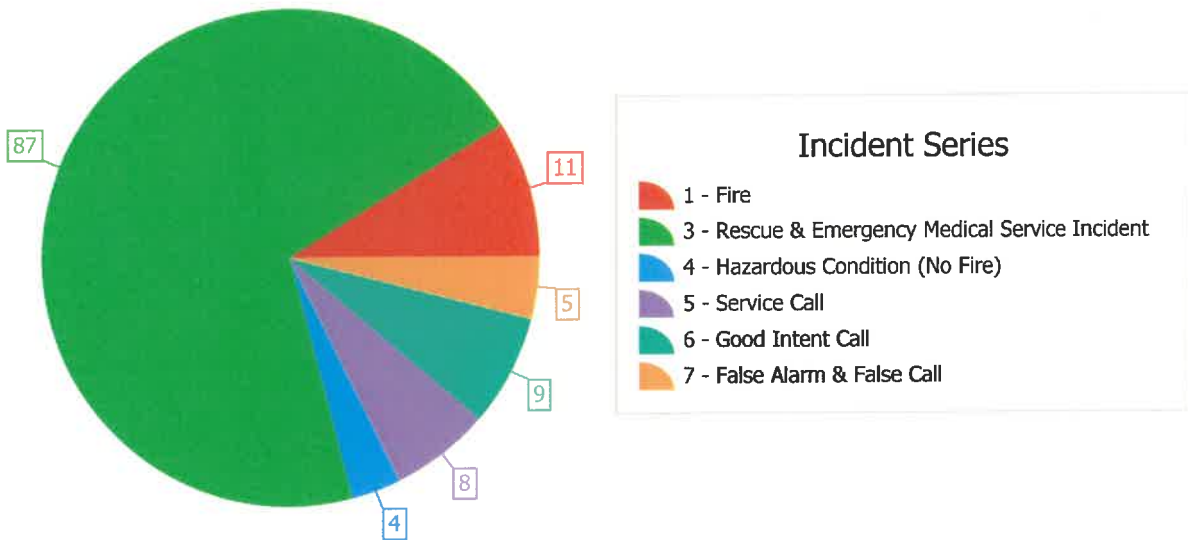
**Incident Type:** 6 - Good Intent Call

611 - Dispatched & canceled en route	6
671 - HazMat release investigation w/no HazMat	1
<b>Total Number of calls for this Major Category:</b>	<b>7</b>

**Incident Type:** 7 - False Alarm & False Call

700 - False alarm or false call, other	2
730 - System malfunction, other	1
735 - Alarm system sounded due to malfunction	1
736 - CO detector activation due to malfunction	2
743 - Smoke detector activation, no fire - unintentional	3
744 - Detector activation, no fire - unintentional	2
745 - Alarm system activation, no fire - unintentional	1
<b>Total Number of calls for this Major Category:</b>	<b>12</b>

**April**



**Incident Type:**

	9
321 - EMS call, excluding vehicle accident with injury	1
<b>Total Number of calls for this Major Category:</b>	<b>10</b>

**Incident Type:** 1 - Fire

134 - Water vehicle fire	1
140 - Natural vegetation fire, other	2
141 - Forest, woods or wildland fire	1
142 - Brush or brush-and-grass mixture fire	7
<b>Total Number of calls for this Major Category:</b>	<b>11</b>

**Incident Type:** 3 - Rescue & Emergency Medical Service Incident

300 - Rescue, EMS incident, other	2
311 - Medical assist, assist EMS crew	3
321 - EMS call, excluding vehicle accident with injury	66
322 - Motor vehicle accident with injuries	2
324 - Motor vehicle accident with no injuries.	10
353 - Removal of victim(s) from stalled elevator	1
365 - Watercraft rescue	1

381 - Rescue or EMS standby	2
<b>Total Number of calls for this Major Category:</b>	<b>87</b>

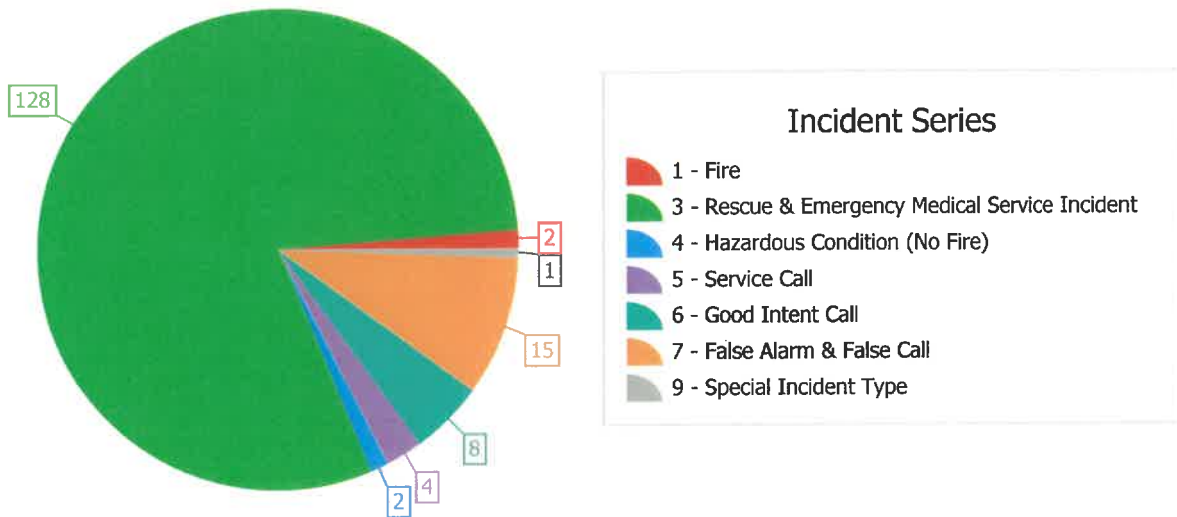
<b>Incident Type:</b> 4 - Hazardous Condition (No Fire)	
412 - Gas leak (natural gas or LPG)	1
440 - Electrical wiring/equipment problem, other	2
444 - Power line down	1
<b>Total Number of calls for this Major Category:</b>	<b>4</b>

<b>Incident Type:</b> 5 - Service Call	
542 - Animal rescue	1
554 - Assist invalid	2
561 - Unauthorized burning	3
571 - Cover assignment, standby, moveup	2
<b>Total Number of calls for this Major Category:</b>	<b>8</b>

<b>Incident Type:</b> 6 - Good Intent Call	
611 - Dispatched & canceled en route	6
622 - No incident found on arrival at dispatch address	1
631 - Authorized controlled burning	1
671 - HazMat release investigation w/no HazMat	1
<b>Total Number of calls for this Major Category:</b>	<b>9</b>

<b>Incident Type:</b> 7 - False Alarm & False Call	
700 - False alarm or false call, other	1
735 - Alarm system sounded due to malfunction	1
740 - Unintentional transmission of alarm, other	1
743 - Smoke detector activation, no fire - unintentional	1
745 - Alarm system activation, no fire - unintentional	1
<b>Total Number of calls for this Major Category:</b>	<b>5</b>

**May**



**Incident Type:**

8

**Total Number of calls for this Major Category:**

**8**

**Incident Type:** 1 - Fire

111 - Building fire

1

131 - Passenger vehicle fire

1

**Total Number of calls for this Major Category:**

**2**

**Incident Type:** 3 - Rescue & Emergency Medical Service Incident

300 - Rescue, EMS incident, other

1

311 - Medical assist, assist EMS crew

1

320 - Emergency medical service incident, other

3

321 - EMS call, excluding vehicle accident with injury

110

322 - Motor vehicle accident with injuries

6

324 - Motor vehicle accident with no injuries.

7

**Total Number of calls for this Major Category:**

**128**

**Incident Type:** 4 - Hazardous Condition (No Fire)

412 - Gas leak (natural gas or LPG)

1

444 - Power line down

1

**Total Number of calls for this Major Category: 2**

**Incident Type: 5 - Service Call**

550 - Public service assistance, other	1
551 - Assist police or other governmental agency	1
554 - Assist invalid	2

**Total Number of calls for this Major Category: 4**

**Incident Type: 6 - Good Intent Call**

600 - Good intent call, other	1
611 - Dispatched & canceled en route	4
622 - No incident found on arrival at dispatch address	2
631 - Authorized controlled burning	1

**Total Number of calls for this Major Category: 8**

**Incident Type: 7 - False Alarm & False Call**

700 - False alarm or false call, other	4
710 - Malicious, mischievous false call, other	1
711 - Municipal alarm system, malicious false alarm	1
743 - Smoke detector activation, no fire - unintentional	3
744 - Detector activation, no fire - unintentional	1
745 - Alarm system activation, no fire - unintentional	5

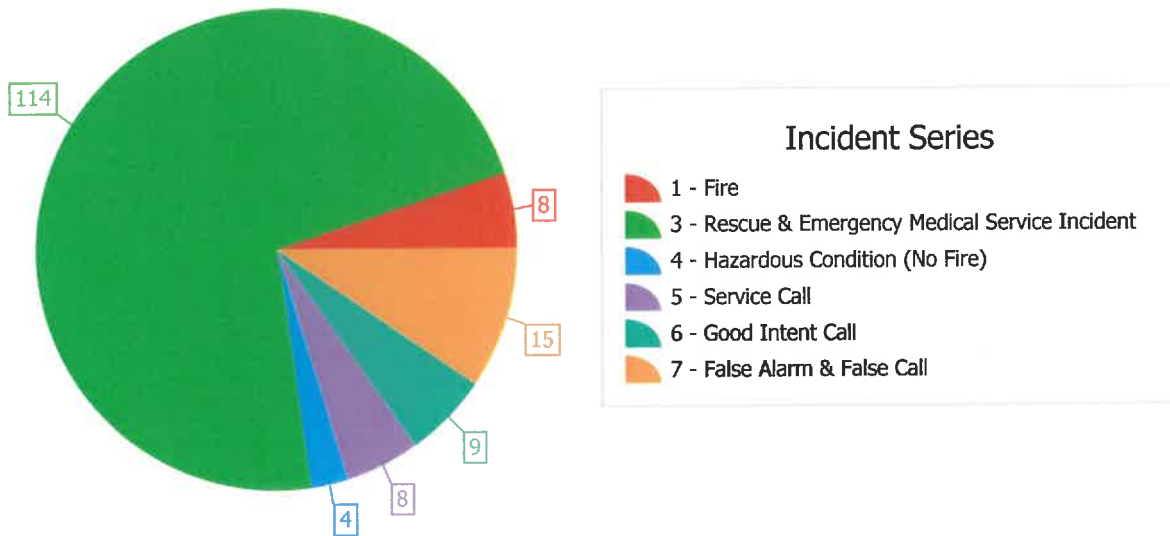
**Total Number of calls for this Major Category: 15**

**Incident Type: 9 - Special Incident Type**

900 - Special type of incident, other	1
---------------------------------------	---

**Total Number of calls for this Major Category: 1**

**June**



<b>Incident Type:</b>	6
<b>Total Number of calls for this Major Category:</b>	<b>6</b>

<b>Incident Type:</b> 1 - Fire	
111 - Building fire	1
134 - Water vehicle fire	3
140 - Natural vegetation fire, other	1
142 - Brush or brush-and-grass mixture fire	1
150 - Outside rubbish fire, other	1
151 - Outside rubbish, trash or waste fire	1
<b>Total Number of calls for this Major Category:</b>	<b>8</b>

<b>Incident Type:</b> 3 - Rescue & Emergency Medical Service Incident	
300 - Rescue, EMS incident, other	7
311 - Medical assist, assist EMS crew	5
320 - Emergency medical service incident, other	9
321 - EMS call, excluding vehicle accident with injury	84
322 - Motor vehicle accident with injuries	2
324 - Motor vehicle accident with no injuries.	4
365 - Watercraft rescue	1
381 - Rescue or EMS standby	2

**Total Number of calls for this Major Category: 114**

**Incident Type: 4 - Hazardous Condition (No Fire)**

412 - Gas leak (natural gas or LPG)	2
444 - Power line down	1
462 - Aircraft standby	1

**Total Number of calls for this Major Category: 4**

**Incident Type: 5 - Service Call**

550 - Public service assistance, other	1
554 - Assist invalid	3
571 - Cover assignment, standby, moveup	4

**Total Number of calls for this Major Category: 8**

**Incident Type: 6 - Good Intent Call**

611 - Dispatched & canceled en route	7
622 - No incident found on arrival at dispatch address	1
631 - Authorized controlled burning	1

**Total Number of calls for this Major Category: 9**

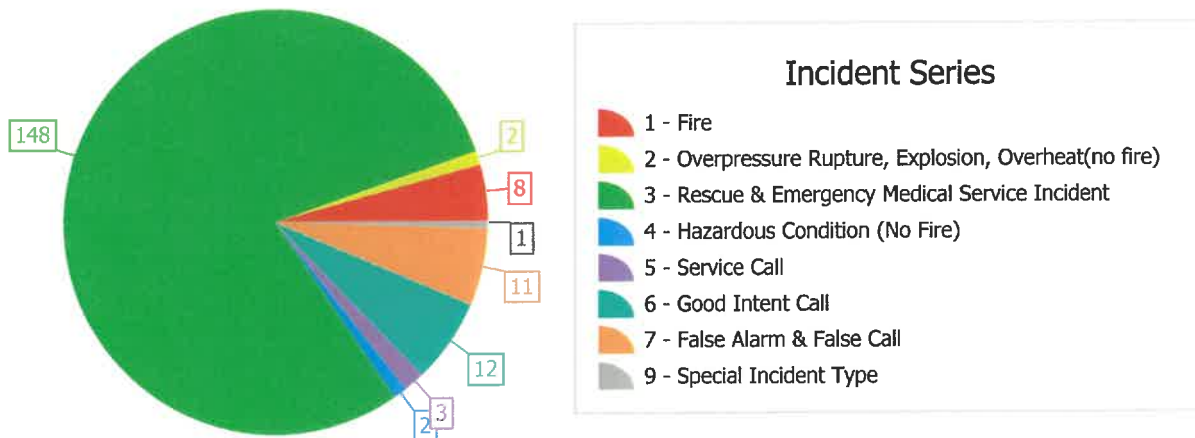
**Incident Type: 7 - False Alarm & False Call**

700 - False alarm or false call, other	6
710 - Malicious, mischievous false call, other	1
733 - Smoke detector activation due to malfunction	2
735 - Alarm system sounded due to malfunction	2
741 - Sprinkler activation, no fire - unintentional	1
745 - Alarm system activation, no fire - unintentional	3

**Total Number of calls for this Major Category: 15**

**July**





**Incident Type:**

4

**Total Number of calls for this Major Category: 4**

**Incident Type: 1 - Fire**

- 111 - Building fire 2
- 118 - Trash or rubbish fire, contained 1
- 134 - Water vehicle fire 1
- 137 - Camper or recreational vehicle (RV) fire 1
- 142 - Brush or brush-and-grass mixture fire 1
- 151 - Outside rubbish, trash or waste fire 1
- 154 - Dumpster or other outside trash receptacle fire 1

**Total Number of calls for this Major Category: 8**

**Incident Type: 2 - Overpressure Rupture, Explosion, Overheat(no fire)**

- 200 - Overpressure rupture, explosion, overheat other 2

**Total Number of calls for this Major Category: 2**

**Incident Type: 3 - Rescue & Emergency Medical Service Incident**

- 320 - Emergency medical service incident, other 5
- 321 - EMS call, excluding vehicle accident with injury 120

322 - Motor vehicle accident with injuries	14
324 - Motor vehicle accident with no injuries.	6
342 - Search for person in water	1
360 - Water & ice-related rescue, other	1
365 - Watercraft rescue	1

**Total Number of calls for this Major Category: 148**

**Incident Type: 4 - Hazardous Condition (No Fire)**

412 - Gas leak (natural gas or LPG)	1
444 - Power line down	1

**Total Number of calls for this Major Category: 2**

**Incident Type: 5 - Service Call**

551 - Assist police or other governmental agency	1
571 - Cover assignment, standby, moveup	2

**Total Number of calls for this Major Category: 3**

**Incident Type: 6 - Good Intent Call**

611 - Dispatched & canceled en route	7
631 - Authorized controlled burning	3
651 - Smoke scare, odor of smoke	1
652 - Steam, vapor, fog or dust thought to be smoke	1

**Total Number of calls for this Major Category: 12**

**Incident Type: 7 - False Alarm & False Call**

700 - False alarm or false call, other	4
730 - System malfunction, other	1
733 - Smoke detector activation due to malfunction	1
735 - Alarm system sounded due to malfunction	2
736 - CO detector activation due to malfunction	1
743 - Smoke detector activation, no fire - unintentional	1
744 - Detector activation, no fire - unintentional	1

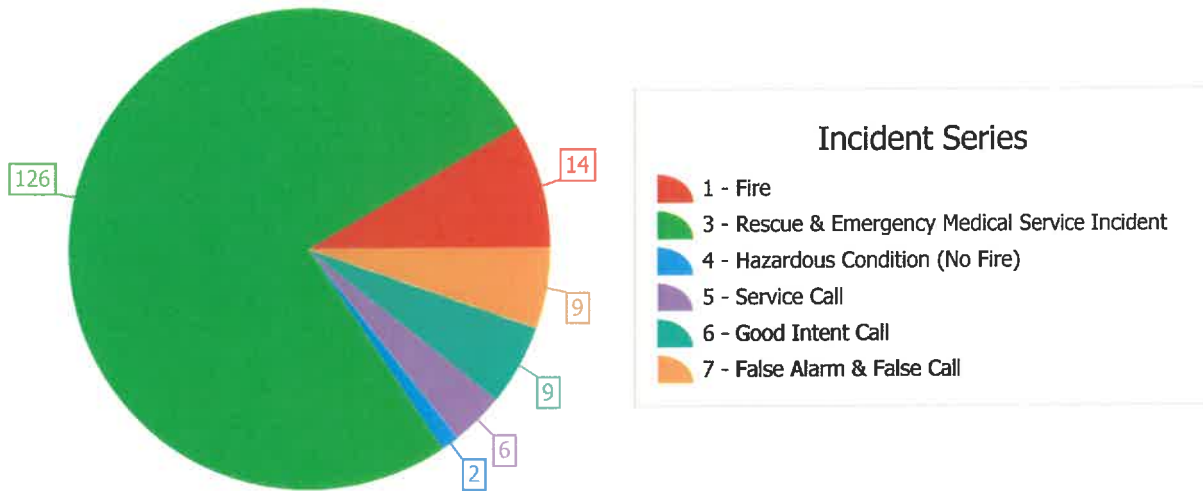
**Total Number of calls for this Major Category: 11**

**Incident Type: 9 - Special Incident Type**

900 - Special type of incident, other 1

**Total Number of calls for this Major Category: 1**

**August**



**Incident Type:**

11

**Total Number of calls for this Major Category: 11**

**Incident Type: 1 - Fire**

111 - Building fire	5
122 - Fire in motor home, camper, recreational vehicle	1
130 - Mobile property (vehicle) fire, other	1
131 - Passenger vehicle fire	1
140 - Natural vegetation fire, other	2
150 - Outside rubbish fire, other	1
151 - Outside rubbish, trash or waste fire	1
153 - Construction or demolition landfill fire	1
160 - Special outside fire, other	1

**Total Number of calls for this Major Category: 14**

**Incident Type: 3 - Rescue & Emergency Medical Service Incident**

300 - Rescue, EMS incident, other	2
311 - Medical assist, assist EMS crew	4
320 - Emergency medical service incident, other	6
321 - EMS call, excluding vehicle accident with injury	106
322 - Motor vehicle accident with injuries	2
324 - Motor vehicle accident with no injuries.	4
342 - Search for person in water	1
365 - Watercraft rescue	1
<b>Total Number of calls for this Major Category:</b>	<b>126</b>

**Incident Type:** 4 - Hazardous Condition (No Fire)

412 - Gas leak (natural gas or LPG)	1
445 - Arcing, shorted electrical equipment	1
<b>Total Number of calls for this Major Category:</b>	<b>2</b>

**Incident Type:** 5 - Service Call

510 - Person in distress, other	1
531 - Smoke or odor removal	1
553 - Public service	2
554 - Assist invalid	2
<b>Total Number of calls for this Major Category:</b>	<b>6</b>

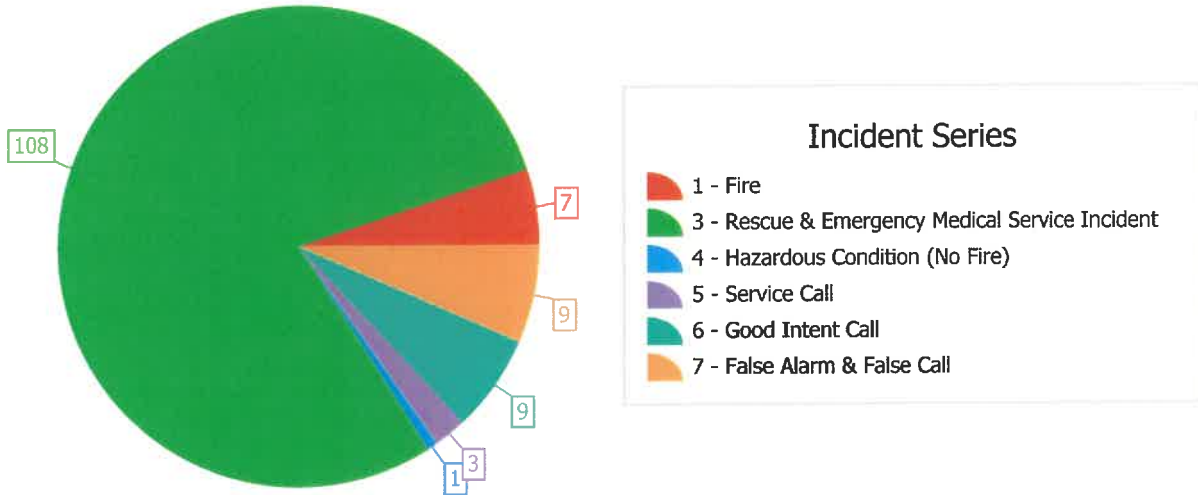
**Incident Type:** 6 - Good Intent Call

611 - Dispatched & canceled en route	9
<b>Total Number of calls for this Major Category:</b>	<b>9</b>

**Incident Type:** 7 - False Alarm & False Call

700 - False alarm or false call, other	2
710 - Malicious, mischievous false call, other	1
715 - Local alarm system, malicious false alarm	1
733 - Smoke detector activation due to malfunction	2
741 - Sprinkler activation, no fire - unintentional	1
745 - Alarm system activation, no fire - unintentional	2
<b>Total Number of calls for this Major Category:</b>	<b>9</b>

**September**



**Incident Type:**

2

**Total Number of calls for this Major Category:**

**2**

**Incident Type:** 1 - Fire

111 - Building fire	3
118 - Trash or rubbish fire, contained	1
131 - Passenger vehicle fire	2
140 - Natural vegetation fire, other	1

**Total Number of calls for this Major Category:**

**7**

**Incident Type:** 3 - Rescue & Emergency Medical Service Incident

300 - Rescue, EMS incident, other	4
320 - Emergency medical service incident, other	2
321 - EMS call, excluding vehicle accident with injury	87
322 - Motor vehicle accident with injuries	8
323 - Motor vehicle/pedestrian accident (MV Ped)	1
324 - Motor vehicle accident with no injuries.	6

**Total Number of calls for this Major Category:**

**108**

**Incident Type:** 4 - Hazardous Condition (No Fire)

412 - Gas leak (natural gas or LPG) 1

**Total Number of calls for this Major Category: 1**

**Incident Type:** 5 - Service Call

500 - Service Call, other 2

554 - Assist invalid 1

**Total Number of calls for this Major Category: 3**

**Incident Type:** 6 - Good Intent Call

611 - Dispatched & canceled en route 8

651 - Smoke scare, odor of smoke 1

**Total Number of calls for this Major Category: 9**

**Incident Type:** 7 - False Alarm & False Call

700 - False alarm or false call, other 5

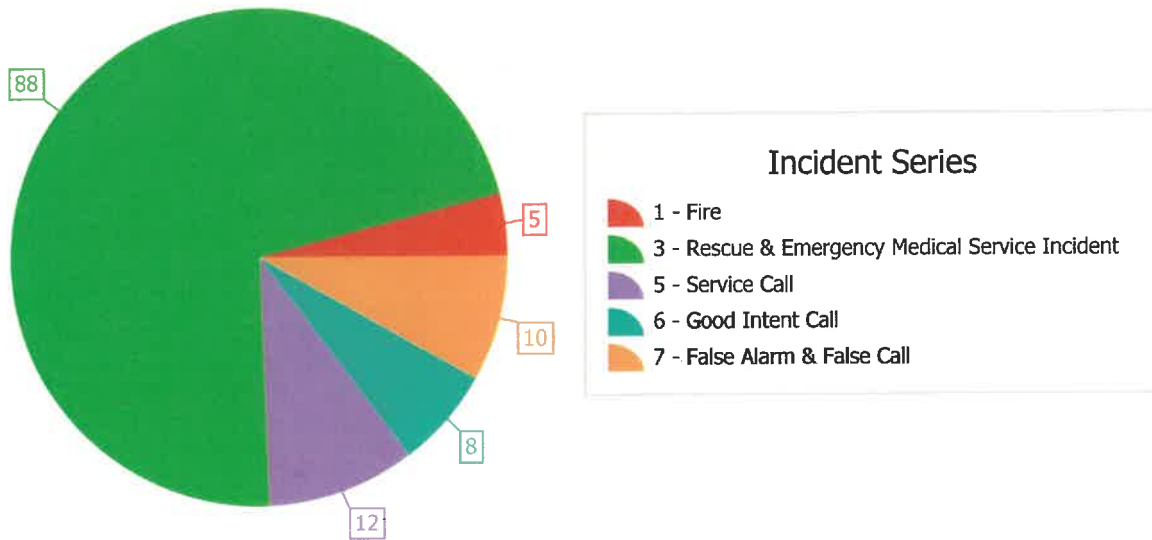
733 - Smoke detector activation due to malfunction 1

743 - Smoke detector activation, no fire - unintentional 1

745 - Alarm system activation, no fire - unintentional 2

**Total Number of calls for this Major Category: 9**

**October**



<b>Incident Type:</b>	9
<b>Total Number of calls for this Major Category:</b>	<b>9</b>

<b>Incident Type:</b> 1 - Fire	
111 - Building fire	1
140 - Natural vegetation fire, other	2
141 - Forest, woods or wildland fire	2
<b>Total Number of calls for this Major Category:</b>	<b>5</b>

<b>Incident Type:</b> 3 - Rescue & Emergency Medical Service Incident	
300 - Rescue, EMS incident, other	5
320 - Emergency medical service incident, other	5
321 - EMS call, excluding vehicle accident with injury	69
322 - Motor vehicle accident with injuries	3
324 - Motor vehicle accident with no injuries.	5
353 - Removal of victim(s) from stalled elevator	1
<b>Total Number of calls for this Major Category:</b>	<b>88</b>

<b>Incident Type:</b> 5 - Service Call	
551 - Assist police or other governmental agency	2

553 - Public service	1
554 - Assist invalid	8
571 - Cover assignment, standby, moveup	1

**Total Number of calls for this Major Category: 12**

**Incident Type: 6 - Good Intent Call**

611 - Dispatched & canceled en route	6
652 - Steam, vapor, fog or dust thought to be smoke	1
671 - HazMat release investigation w/no HazMat	1

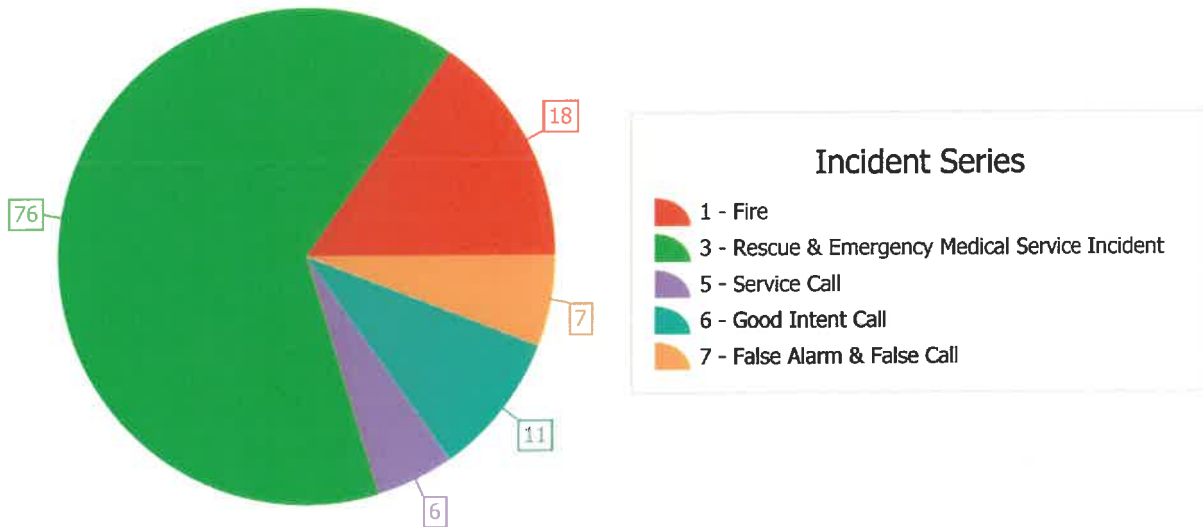
**Total Number of calls for this Major Category: 8**

**Incident Type: 7 - False Alarm & False Call**

700 - False alarm or false call, other	5
735 - Alarm system sounded due to malfunction	1
736 - CO detector activation due to malfunction	1
743 - Smoke detector activation, no fire - unintentional	3

**Total Number of calls for this Major Category: 10**

**November**



**Incident Type:**

3



**Total Number of calls for this Major Category: 3**

**Incident Type: 1 - Fire**

100 - Fire, other	1
111 - Building fire	4
113 - Cooking fire, confined to container	1
131 - Passenger vehicle fire	1
140 - Natural vegetation fire, other	4
141 - Forest, woods or wildland fire	2
142 - Brush or brush-and-grass mixture fire	1
150 - Outside rubbish fire, other	1
151 - Outside rubbish, trash or waste fire	2
154 - Dumpster or other outside trash receptacle fire	1

**Total Number of calls for this Major Category: 18**

**Incident Type: 3 - Rescue & Emergency Medical Service Incident**

300 - Rescue, EMS incident, other	2
311 - Medical assist, assist EMS crew	2
321 - EMS call, excluding vehicle accident with injury	65
322 - Motor vehicle accident with injuries	4
324 - Motor vehicle accident with no injuries.	3

**Total Number of calls for this Major Category: 76**

**Incident Type: 5 - Service Call**

550 - Public service assistance, other	2
553 - Public service	1
571 - Cover assignment, standby, moveup	3

**Total Number of calls for this Major Category: 6**

**Incident Type: 6 - Good Intent Call**

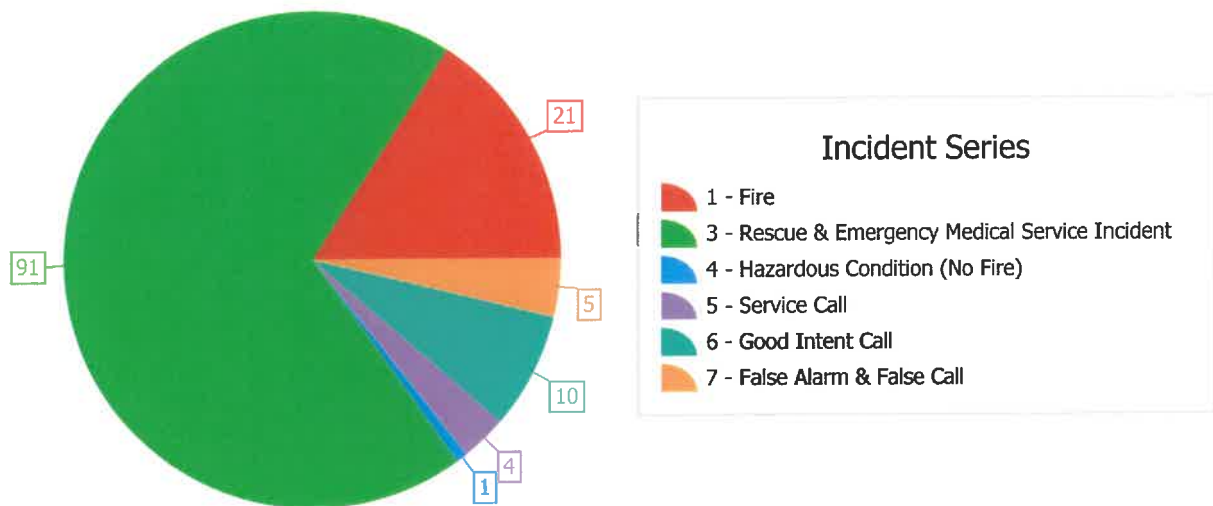
611 - Dispatched & canceled en route	7
622 - No incident found on arrival at dispatch address	1
631 - Authorized controlled burning	2
651 - Smoke scare, odor of smoke	1

**Total Number of calls for this Major Category: 11**

**Incident Type:** 7 - False Alarm & False Call

700 - False alarm or false call, other	5
735 - Alarm system sounded due to malfunction	1
745 - Alarm system activation, no fire - unintentional	1
<b>Total Number of calls for this Major Category:</b>	<b>7</b>

**December**



**Incident Type:**

	3
<b>Total Number of calls for this Major Category:</b>	<b>3</b>

**Incident Type:** 1 - Fire

100 - Fire, other	1
111 - Building fire	8
140 - Natural vegetation fire, other	9
141 - Forest, woods or wildland fire	2
142 - Brush or brush-and-grass mixture fire	1
<b>Total Number of calls for this Major Category:</b>	<b>21</b>

**Incident Type:** 3 - Rescue & Emergency Medical Service Incident

300 - Rescue, EMS incident, other	2
-----------------------------------	---

320 - Emergency medical service incident, other	1
321 - EMS call, excluding vehicle accident with injury	80
322 - Motor vehicle accident with injuries	4
324 - Motor vehicle accident with no injuries.	4

**Total Number of calls for this Major Category: 91**

**Incident Type: 4 - Hazardous Condition (No Fire)**

424 - Carbon monoxide incident	1
--------------------------------	---

**Total Number of calls for this Major Category: 1**

**Incident Type: 5 - Service Call**

551 - Assist police or other governmental agency	1
554 - Assist invalid	3

**Total Number of calls for this Major Category: 4**

**Incident Type: 6 - Good Intent Call**

611 - Dispatched & canceled en route	9
631 - Authorized controlled burning	1

**Total Number of calls for this Major Category: 10**

**Incident Type: 7 - False Alarm & False Call**

700 - False alarm or false call, other	2
731 - Sprinkler activation due to malfunction	1
736 - CO detector activation due to malfunction	1
745 - Alarm system activation, no fire - unintentional	1

**Total Number of calls for this Major Category: 5**

<b>Total Number of Incident Exposures:</b>	<b>1722</b>
<b>Total Number of Distict Incident Types:</b>	<b>74</b>

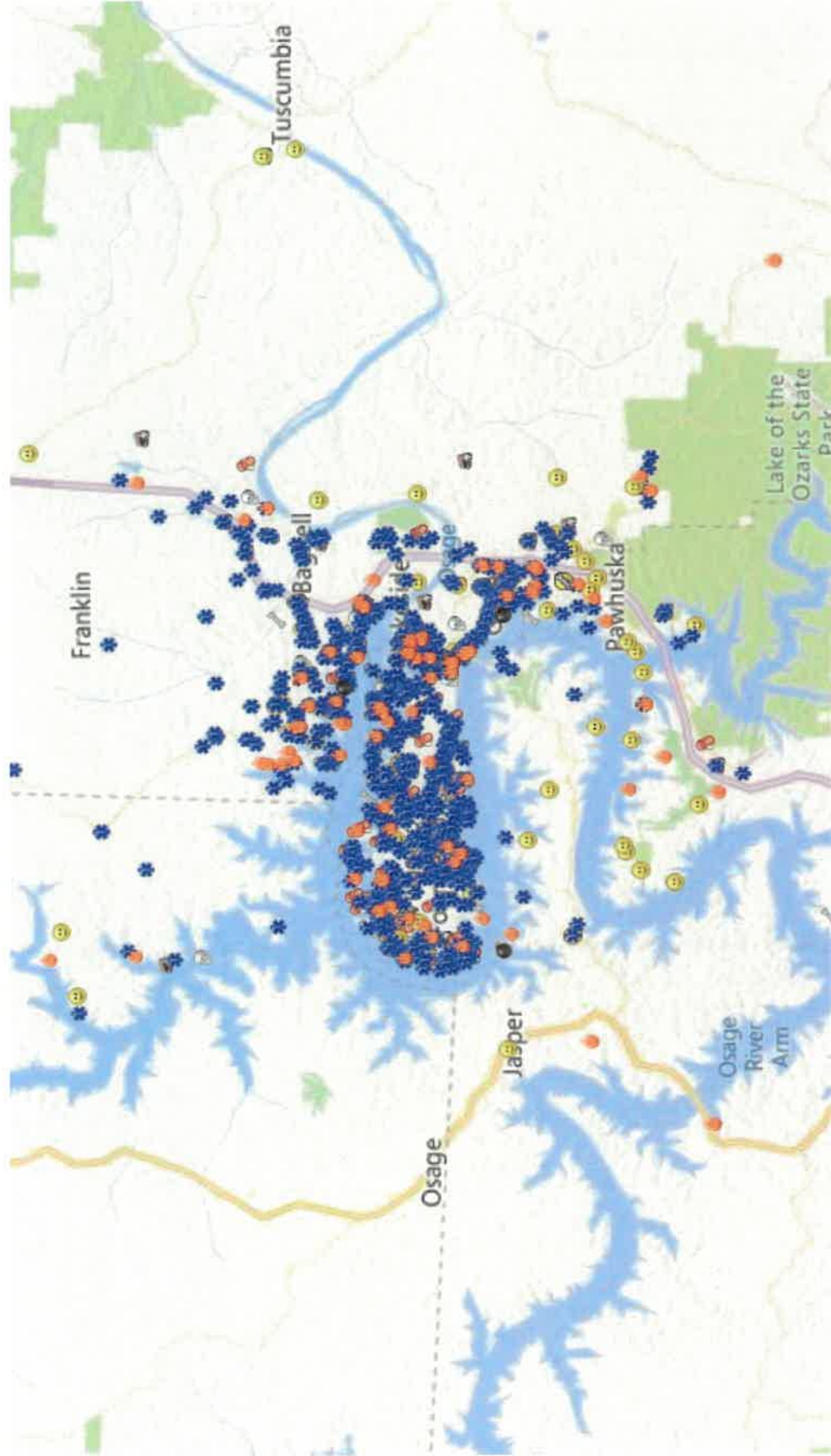
## Report Filter Settings

**Report File Name:** Incident Reports by Incident Major Type, Year End Review

**Filter Name:** Is Last Year

**Filter Expression:** (Not Is Null [IncidentNumber]) And ([AlarmDateTime] is between '1/1/2021 00:00' and '12/31/2021 23:59')

2021 INCIDENT LOCATION MAP



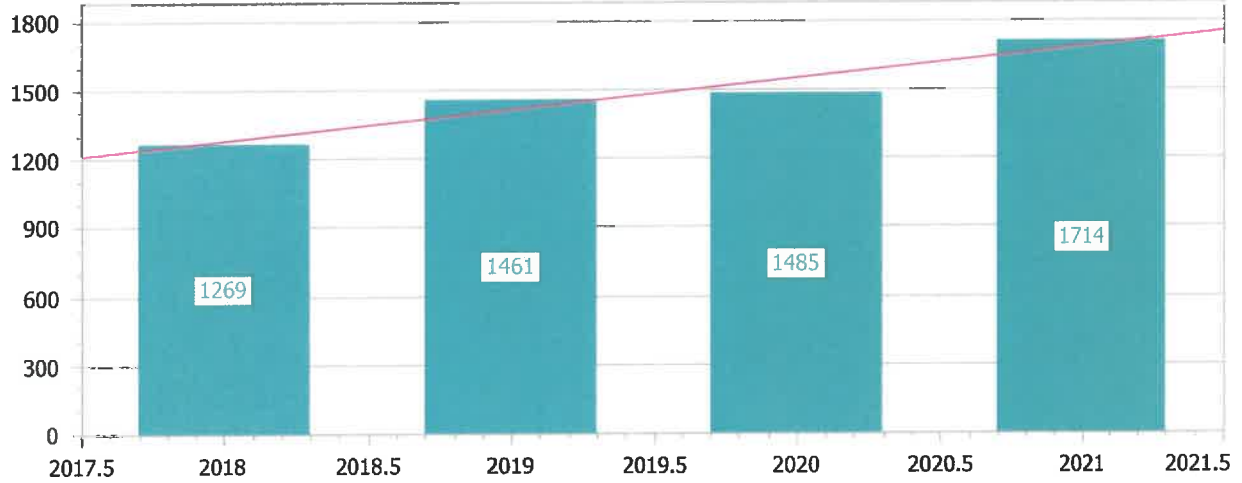


# Lake Ozark Fire Protection District

1767 Bagnell Dam Blvd. • Lake Ozark, MO 65049

Phn# 573-365-3380 • Fax# 573-365-3758

## Incident Reports By Year, Summary



<u>Year</u>	<u>Number of Incidents</u>	<u>Total Time (Days.Hr:Min:Sec)</u>	<u>Avg Response Time</u>
	2	00:00:00	00:00:00
2018	1269	34.03:06:32	00:07:54.2079788
2019	1461	44.18:25:22	00:07:22.2449692
2020	1485	46.02:16:09	00:06:42.6780463
2021	1714	50.08:52:58	00:06:40.4246556

## Report Filter Settings

**Report Name:** Incident Reports by Year, Summary with Total Time

**Filter Name:** Date Range

**Filter Expression:** [IncidentDate] is between '1/1/2018 00:00' and '12/31/2021 00:00'

## **Training Division**

During 2021, the training division conducted several training classes. These classes were both in person and virtual. Along with these classes, the training division assisted members in maintaining their fire and EMS certifications. There were several classes that were available through grants from the Missouri Division of Fire Safety. Along with classes held at the district, members were also able to attend several conferences out of the state to bring back valuable information that they learned.





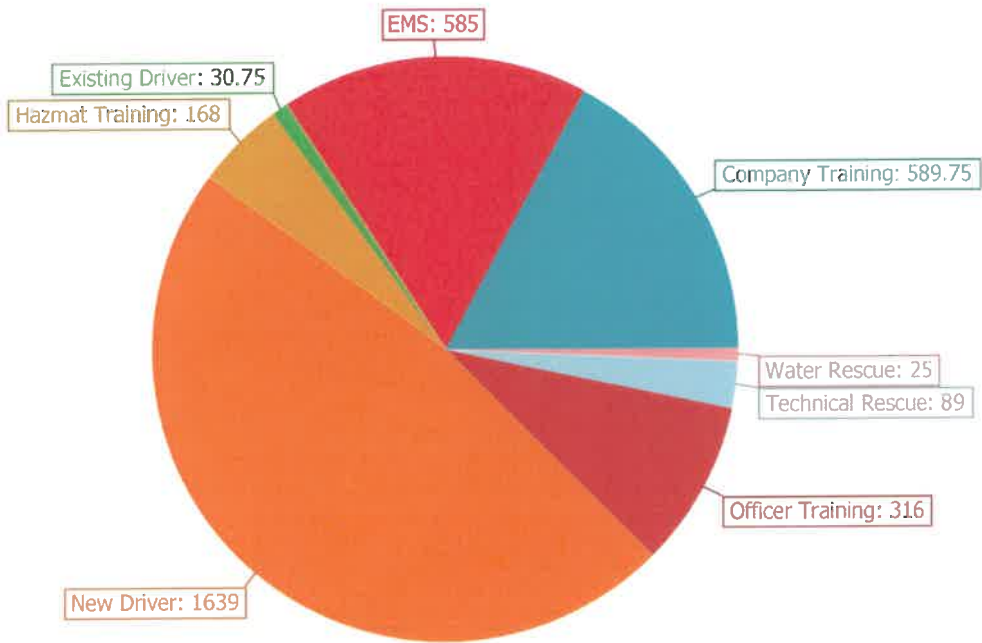
# Lake Ozark Fire Protection District

1767 Bagnell Dam Blvd. • Lake Ozark, MO 65049

Phn# 573-365-3380 • Fax# 573-365-3758

## Training Class Session Attendance by Training Category, Year End Review

Training Category: Total Hours



### Training Category: Company Training

Session Name	Classes	Attendees	Hours:Min
Company Training 580(17)	4	33	132:00
Fire Hose and Fire Streams	5	41	211:00
Forcible Entry Training	1	11	57:45
Ladders	3	23	161:00
Water Rescue Basics	1	14	28:00
			<b>589:45</b>

**Training Category: EMS**

<u>Session Name</u>	<u>Classes</u>	<u>Attendees</u>	<u>Hours:Min</u>
ACLS	1	3	09:00
Cardiac Assess/Management	3	35	116:00
medic refresher	3	37	296:00
PALS	1	15	60:00
Pediatric Assess/Management	3	39	104:00
			<hr/> <b>585:00</b>

**Training Category: Existing Driver**

<u>Session Name</u>	<u>Classes</u>	<u>Attendees</u>	<u>Hours:Min</u>
Current Driver Training (General)	3	27	30:45
			<hr/> <b>30:45</b>

**Training Category: Hazmat Training**

<u>Session Name</u>	<u>Classes</u>	<u>Attendees</u>	<u>Hours:Min</u>
Hazardous Materials Refresher (Tech)	3	21	168:00
			<hr/> <b>168:00</b>

**Training Category: New Driver**

<u>Session Name</u>	<u>Classes</u>	<u>Attendees</u>	<u>Hours:Min</u>
Aerial Apparatus Fireground Operations (New Driver)	2	24	1631:00
Apparatus Familiarization (New Driver)	1	4	08:00
			<hr/> <b>1639:00</b>

**Training Category: Officer Training**

<u>Session Name</u>	<u>Classes</u>	<u>Attendees</u>	<u>Hours:Min</u>
NIMS-ICS300	1	4	220:00
NIMS-ICS400	1	3	96:00
			<hr/> <b>316:00</b>

**Training Category: Technical Rescue**

<u>Session Name</u>	<u>Classes</u>	<u>Attendees</u>	<u>Hours:Min</u>
Ice Rescue	2	24	85:00
Swift Water Rescue: Technician	1	4	04:00
			<hr/>
			<b>89:00</b>

**Training Category: Water Rescue**

<u>Session Name</u>	<u>Classes</u>	<u>Attendees</u>	<u>Hours:Min</u>
Marine Rescue Operatinos	2	10	25:00
			<hr/>
			<b>25:00</b>

---

**Total Number of Classes: 39**  
**Total Number of Personnel Attending: 372**  
**Total Hours for All Personnel Combined: 3442:30**

## Report Filter Settings

**Report Name:** Training Class Sessions by Training Category, Year End Review

**Filter Name:** Year To Date

**Filter Expression:** (Not (([CategoryName] is null or (len([CategoryName]) = 0))) And ([StartTime] is between '1/1/2021 00:00' and '12/31/2021 23:59')

## **Code Enforcement Division**

The Code Enforcement Division was busy again in 2021. The fire district issued 518 total permits which was a record number. This was over 100 more permits than in 2020. Along with these permits, the Code Enforcement Division also assisted the county health departments with annual inspections and other safety inspections in the district.

With all this construction, there was an increase of assessed property valuation of 17 million dollars in Miller County and 8 million dollars in Camden County within the fire district. The following pages contain a breakdown of the permits issued by the fire district in 2021.



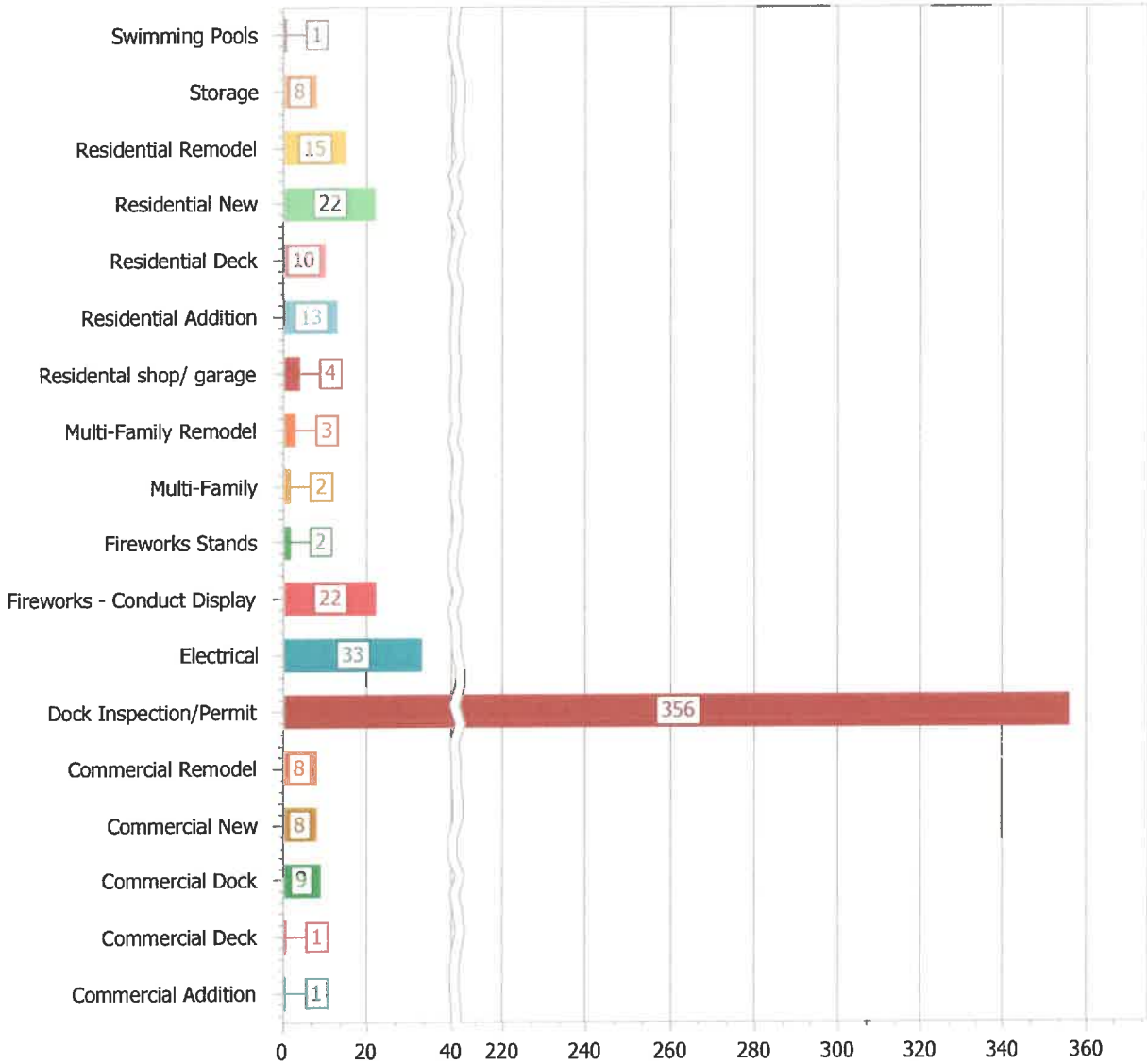
# Lake Ozark Fire Protection District

1767 Bagnell Dam Blvd. • Lake Ozark, MO 65049

Phn# 573-365-3380 • Fax# 573-365-3758

## Permits, Summary

### Permit Description



Detailed Count by Description	
-------------------------------	--

Commercial Addition	1
Commercial Deck	1
Commercial Dock	9
Commercial New	8
Commercial Remodel	8
Dock Inspection/Permit	356
Electrical	33
Fireworks - Conduct Display	22
Fireworks Stands	2
Multi-Family	2
Multi-Family Remodel	3
Residential shop/ garage	4
Residential Addition	13
Residential Deck	10
Residential New	22
Residential Remodel	15
Storage	8
Swimming Pools	1
<b>Total Permits:</b>	<b>518</b>

## Report Filter Settings

**Report Name:** Permits - Year End Review

**Filter Name:** Last year

**Filter Expression:** [PermitDate] is between '1/1/2021 00:00' and '12/31/2021 23:59'