

LOFPD 2018 YEAR IN REVIEW





Lake Ozark Fire Protection District

1767 Bagnell Dam Blvd. Lake Ozark, Missouri 65049

Phn# 573-365-3380 Fax# 573-365-3758

January 17, 2019

The following is a year end report for the Lake Ozark Fire Protection District. This report contains a breakdown of the incidents the district responded to, code enforcement activities, training that the members participated in, and events that the district participated in.

The fire district saw a busy year in 2018. The fire district had an ISO review and was able to maintain it's 3 / 4 rating which will continue to help the residents of the district. The second major accomplishment was the passing of a 30-cent levy to help with our EMS operations. This will allow us to hire additional personnel to put a third ambulance in service along with updating some of our EMS equipment such as our cardiac monitors and AEDs.

The fire district also purchased a new fireboat to replace the 20-year-old boat that was still in service. The new boat will be docked in the same location.

The fire district will continue to provide a high level of service to the citizens and visitors in the fire district.

Respectfully,

Mark Amsinger
Fire Chief

Community Involvement

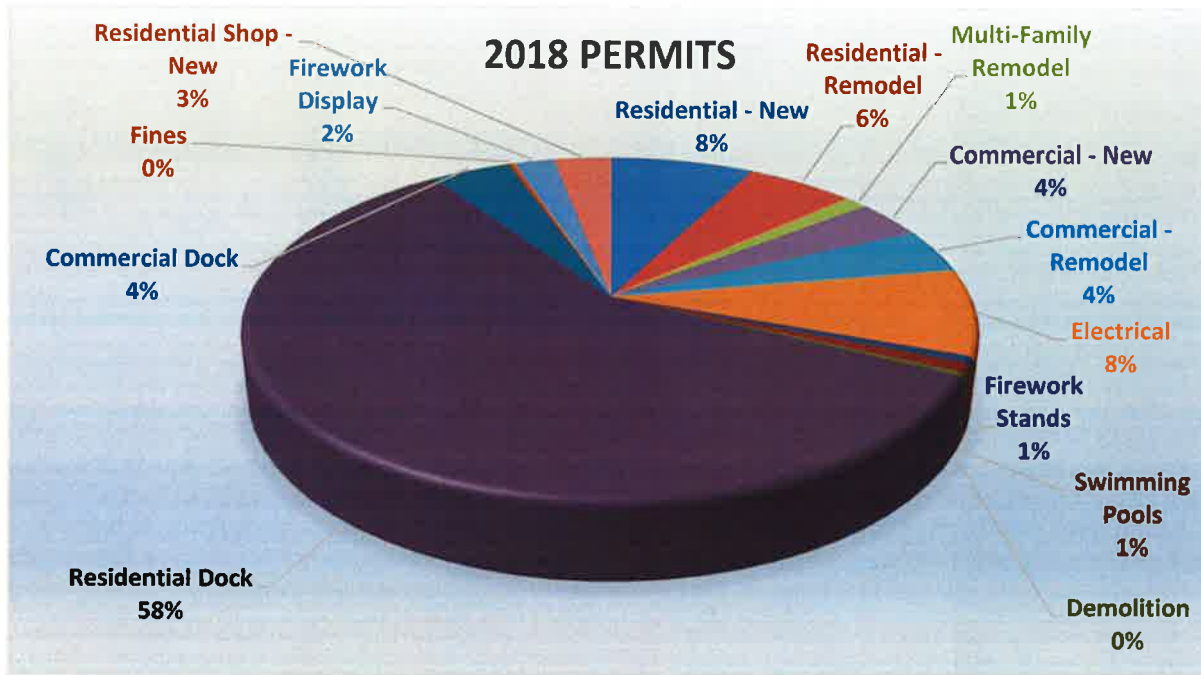
In 2018, the fire district participated in the following events:

- Pub Crawl – conducted occupancy checks
- St Patrick's Parade
- Dam to Bridge Half Marathon
- Magic Dragon Car Show – provided fire and EMS services for the event
- Lake Race – provided fire and EMS services for the event
- Shootout Street Party – provided fire and EMS services for the event
- Hot Summer Nights – provided fire and EMS services for the event
- Car Seat Installations
- CPR Classes
- Halloween on the Strip
- EMS standby for School of the Osage Football Games
- Lake Ozark Christmas Parade
- Public meetings on EMS levy
- Attended Neighborhood Block Parties
- Members participated in School of the Osage's mentor program

Code Division

2018 was again a busy year. The district issued a total 332 permits. These permits included: dock inspections, residential and commercial new construction, residential and commercial remodel and other inspections. Along with the permits issued, the district conducted over 150 pre-plan surveys. The following is a breakdown of the permits issued.

2018 BUILDING PERMITS



Residential - New	25
Residential - Remodel	19
Multi-Family Remodel	4
Commercial - New	12
Commercial - Remodel	14
Electrical	27
Firework Stands	2
Swimming Pools	3
Demolition	1
Residential Dock	193
Commercial Dock	14
Fines	1
Firework Display	7
Residential Shop - New	10
Total	332

Training

In 2018, members of the Lake Ozark Fire Protection District participated in over 2,500 hours of training. This training included: hands on training, classroom training and attended conferences. Below is a list of some of the training:

- FDIC
- Charleston 9
- Haz Mat Tech Refresher Class
- ACLS
- Technical Rescue Core 1 and 2
- Fire Investigator Class
- Fire Inspector Class
- Winter Fire School
- PHTLS
- 1403 Class
- Haz-Mat Conference

2018 TRAINING

Description	Course ID	Staff	Hours
Administrative	1	4	64
Officer Training 580(18)	3	3	48
Incident Management System Training (General)	5	37	118
Company Training 580(17)	2	11	19
Employee Development	1	35	209
Rope Rescue: Technician	1	7	56
Rapid Intervention Tactics	4	33	82.5
Forcible Entry Training	1	8	0
Rescue Training (Misc)	5	20	50.5
Post Incident Call Critique	1	8	8
Apparatus Familiarization (New Driver)	2	9	16
Safe Driving Techniques (New Driver)	1	5	15
Practical Pumper Driving Execises (New Driver)	1	2	6
Pumper Drive Time (New Driver)	1	2	3
Driving Techniques (Current Driver)	1	5	10
Aerial Apparatus Fireground Operations (Crnt Drvr)	1	8	22
Positioning Aerial Apparatus (Current Driver)	1	8	24
Trauma	1	9	9
Hazardous Materials	2	20	232
General Patient Assessment	2	16	24
Neurogenic Emergencies	1	8	12
Rescue/Extrication	6	42	100
Docum/Medical/Legal	3	24	24
ACLS	1	12	84
PHTLS	1	13	192
Fire Service Ladders	1	8	12
Fire Service Hose	10	81	292.5
Rescue	2	10	25.5
Fire Science	4	32	104.03
Reports and Records	1	7	18.9
Self-Contained Breathing Apparatus	1	5	10
Pre-Incident Planning	3	25	50
hose work	2	11	31.5
Ice Rescue	3	21	141.75
Leadership Training	4	18	64
live fire training	6	49	220.5
Dive Rescue / Water Rescue	3	24	60
water supply	3	17	42.5

LAKEOZARK

Training Analysis by Category

Class Date Between {01/01/2018} And {12/31/2018}

Category	Classes	Pct of Classes	Attendees	Pct of Attendees	Hours	Pct of Hours
10001 Administrative	1	1.08%	4	0.60%	64.00	2.55%
11001 Officer Training 580(18)	3	3.26%	3	0.45%	48.00	1.91%
11599 Incident Managment System Training (General)	5	5.43%	37	5.63%	118.00	4.71%
20001 Company Training 580(17)	2	2.17%	11	1.67%	19.00	0.75%
20998 Employee Development	1	1.08%	35	5.32%	209.00	8.35%
25502 Rope Rescue: Technician	1	1.08%	7	1.06%	56.00	2.23%
25507 Rapid Intervention Tactics	4	4.34%	33	5.02%	82.50	3.29%
25508 Forcible Entry Training	1	1.08%	8	1.21%	0.00	0.00%
25599 Rescue Training (Misc)	5	5.43%	20	3.04%	50.50	2.01%
28005 Post Incident Call Critique	1	1.08%	8	1.21%	8.00	0.31%
31001 Apparatus Familiarization (New Driver)	2	2.17%	9	1.36%	16.00	0.63%
31003 Safe Driving Techniques (New Driver)	1	1.08%	5	0.76%	15.00	0.59%
31023 Practical Pumper Driving Execises (New Driver)	1	1.08%	2	0.30%	6.00	0.23%
31025 Pumper Drive Time (New Driver)	1	1.08%	2	0.30%	3.00	0.11%
31503 Driving Techniques (Current Driver)	1	1.08%	5	0.76%	10.00	0.39%
31512 Aerial Apparatus Fireground Operations (Crnt Drvr)	1	1.08%	8	1.21%	22.00	0.87%
31514 Positioning Aerial Apparatus (Current Driver)	1	1.08%	8	1.21%	24.00	0.95%
40500 Trauma	1	1.08%	9	1.36%	9.00	0.35%
50001 Hazardous Materials	2	2.17%	20	3.04%	232.00	9.27%
EMS01 General Patient Assessment	2	2.17%	16	2.43%	24.00	0.95%
EMS15 Neurogenic Emergencies	1	1.08%	8	1.21%	12.00	0.47%
EMS26 Rescue/Extrication	6	6.52%	42	6.39%	100.00	3.99%
EMS29 Docum/Medical/Legal	3	3.26%	24	3.65%	24.00	0.95%
EMS33 ACLS	1	1.08%	12	1.82%	84.00	3.35%
EMS39 PHTLS	1	1.08%	13	1.97%	192.00	7.67%
F05 Fire Service Ladders	1	1.08%	8	1.21%	12.00	0.47%
F06 Fire Service Hose	10	10.86%	81	12.32%	292.50	11.69%
F12 Rescue	2	2.17%	10	1.52%	25.50	1.01%
F18 Fire Science	4	4.34%	32	4.87%	104.03	4.15%
F22 Reports and Records	1	1.08%	7	1.06%	18.90	0.75%
F25 Self-Contained Breathing Apparatus	1	1.08%	5	0.76%	10.00	0.39%
F28 Pre-Incident Planning	3	3.26%	25	3.80%	50.00	1.99%
HOSE hose work	2	2.17%	11	1.67%	31.50	1.25%

LAKEOZARK

Training Analysis by Category

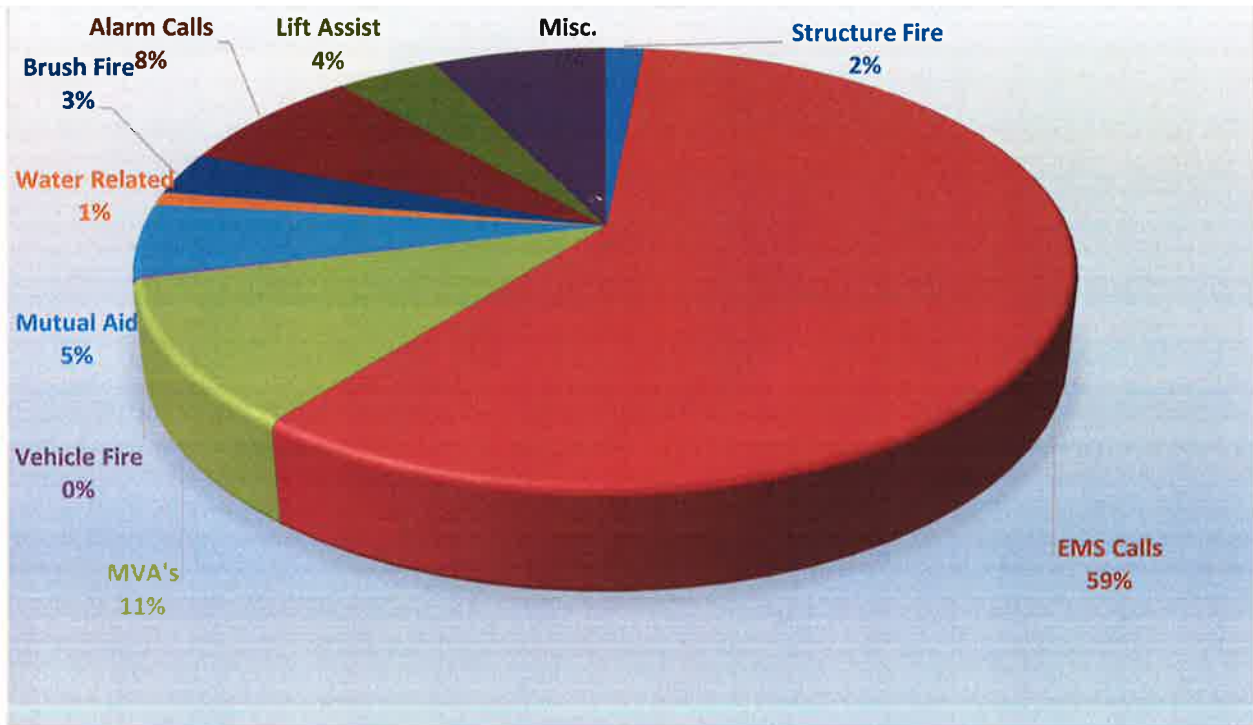
Class Date Between {01/01/2018} And {12/31/2018}

Category	Classes	Pct of Classes	Attendees	Pct of Attendees	Hours	Pct of Hours
ICERES Ice Rescue	3	3.26%	21	3.19%	141.75	5.66%
LED Leadership Training	4	4.34%	18	2.73%	64.00	2.55%
LIVE FIRE live fire training	6	6.52%	49	7.45%	220.50	8.81%
MF12 Dive Rescue / Water Rescue	3	3.26%	24	3.65%	60.00	2.39%
WATER SUPPLY water supply	3	3.26%	17	2.58%	42.50	1.69%
Totals	92		657		2,501.18	

Emergency Incidents

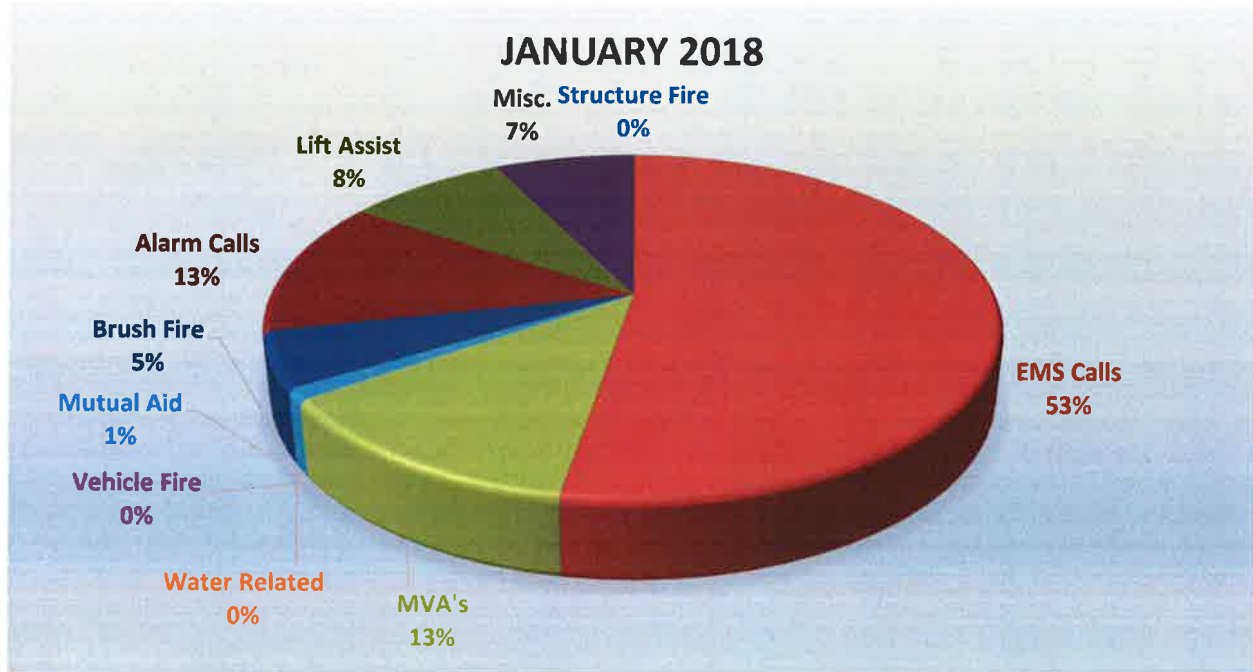
In 2018, the fire district ran 1295 calls for service. This was 55 calls less than in 2017. In 2018, there were 216 times that the fire district was running overlapping incidents. The following pages are a breakdown by month of the calls we ran in 2018.

2018 YEAR END NUMBERS



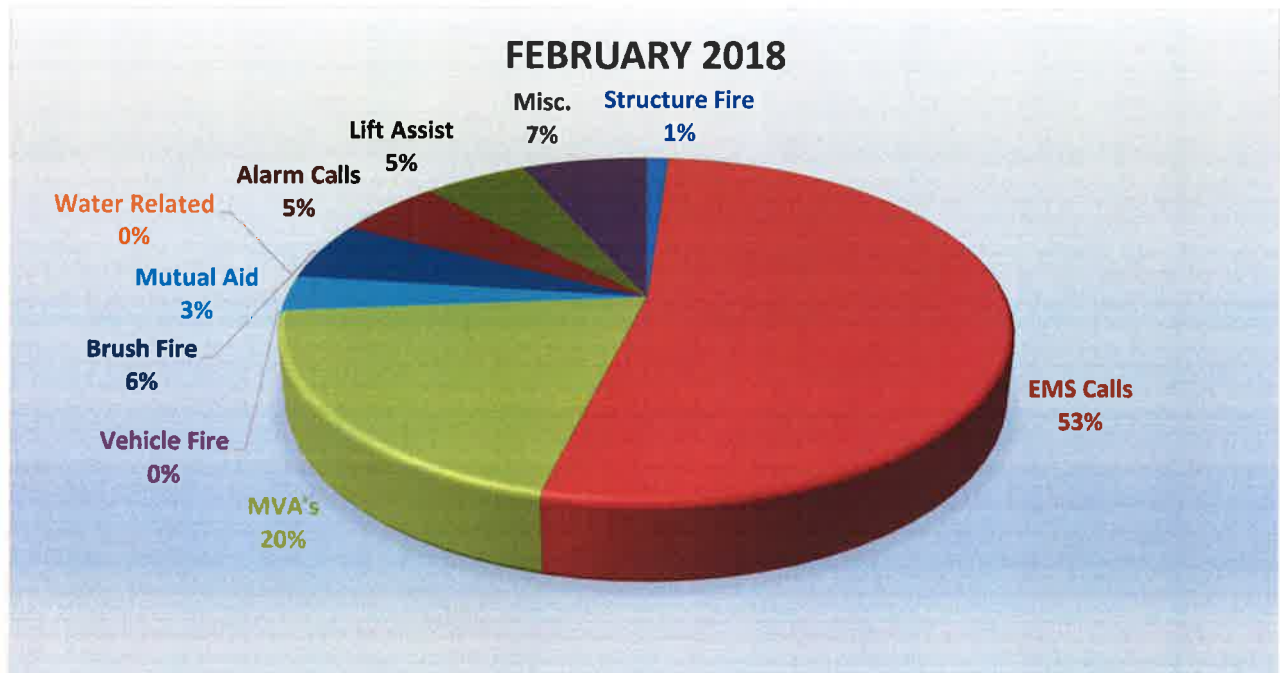
Structure Fire	20
EMS Calls	764
MVA's	137
Vehicle Fire	3
Mutual Aid	69
Water Related	12
Brush Fire	41
Alarm Calls	102
Lift Assist	54
Misc.	93
Total	1295

JANUARY 2018



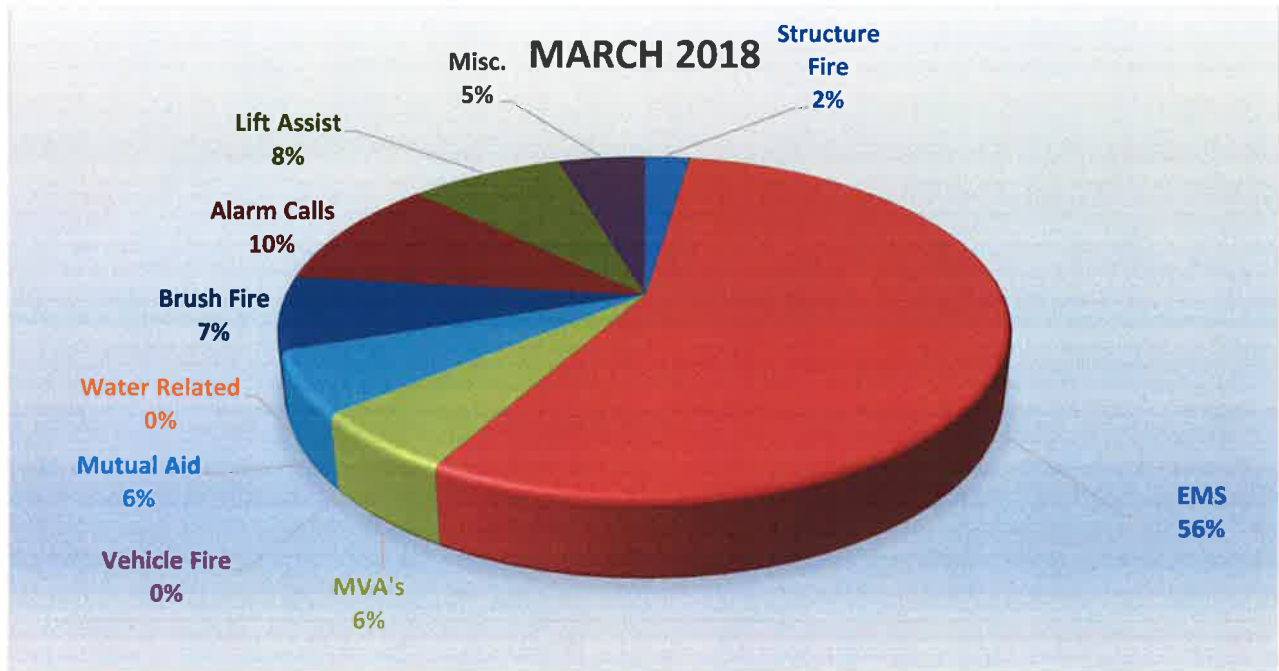
Structure Fire	0
EMS Calls	50
MVA's	12
Vehicle Fire	0
Mutual Aid	1
Water Related	0
Brush Fire	5
Alarm Calls	12
Lift Assist	8
Misc.	7
Total	95

FEBRUARY 2018



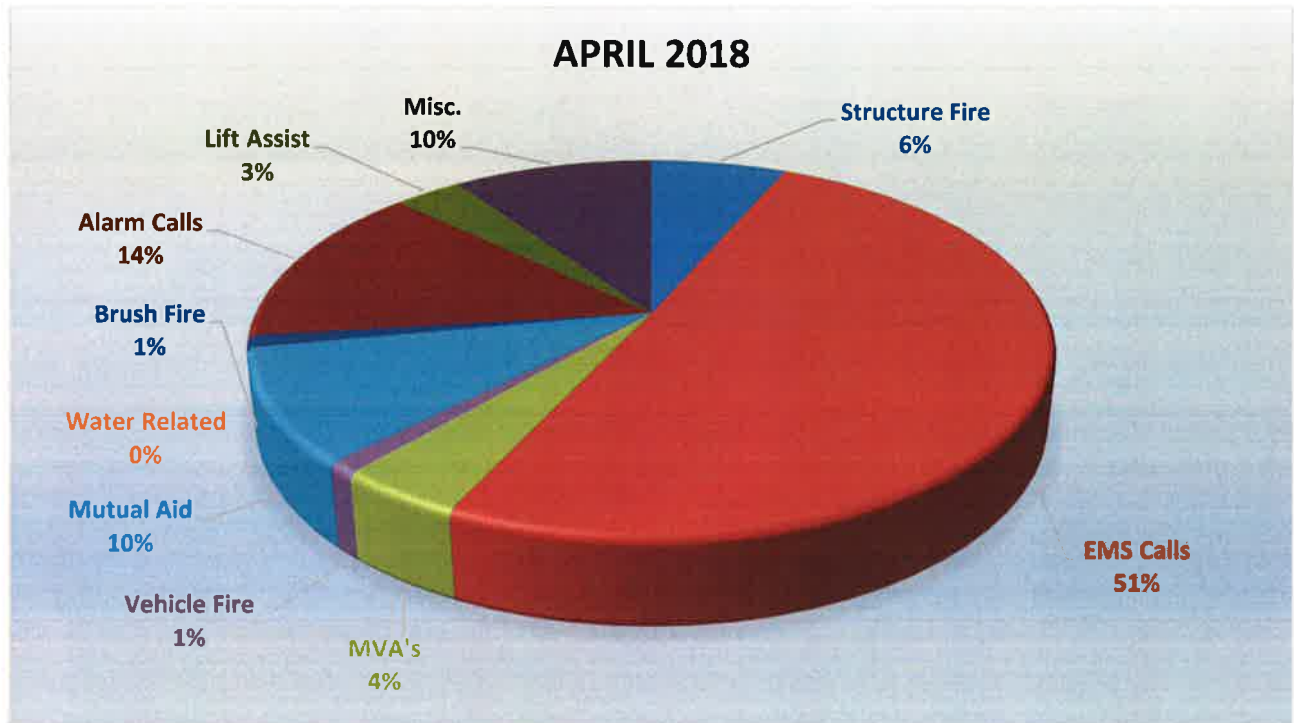
Structure Fire	1
EMS Calls	48
MVA's	18
Vehicle Fire	0
Mutual Aid	3
Water Related	0
Brush Fire	5
Alarm Calls	5
Lift Assist	5
Misc.	6
Total	91

MARCH 2018



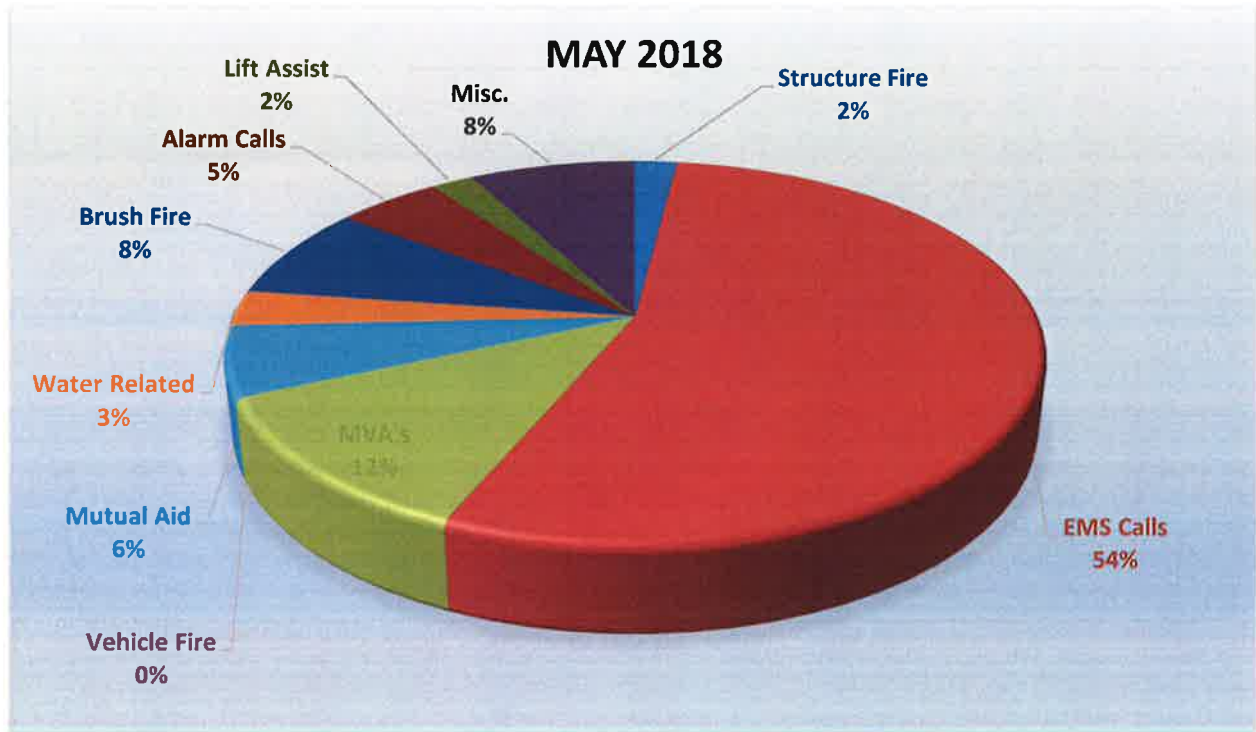
Structure Fire	2
EMS Calls	48
MVA's	5
Vehicle Fire	0
Mutual Aid	5
Water Related	0
Brush Fire	6
Alarm Calls	9
Lift Assist	7
Misc.	4
Total	86

APRIL 2018



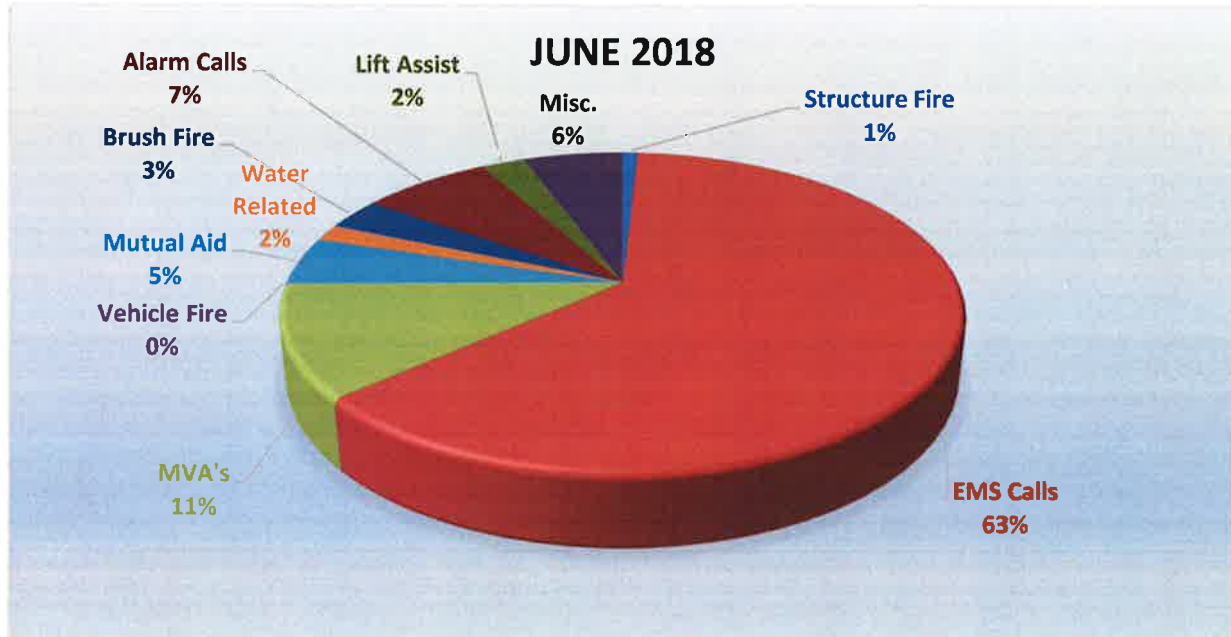
Structure Fire	6
EMS Calls	47
MVA's	4
Vehicle Fire	1
Mutual Aid	9
Water Related	0
Brush Fire	1
Alarm Calls	13
Lift Assist	3
Misc.	9
Total	93

MAY 2018



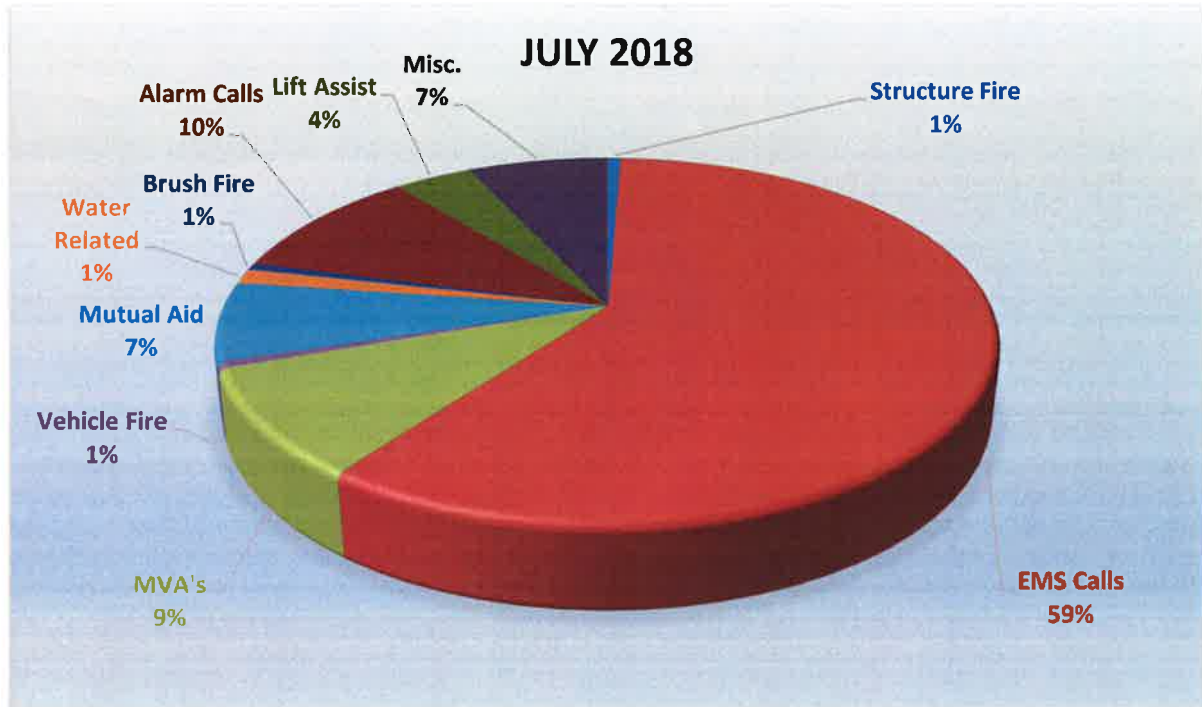
Structure Fire	2
EMS Calls	55
MVA's	12
Vehicle Fire	0
Mutual Aid	6
Water Related	3
Brush Fire	8
Alarm Calls	5
Lift Assist	2
Misc.	8
Total	101

JUNE 2018



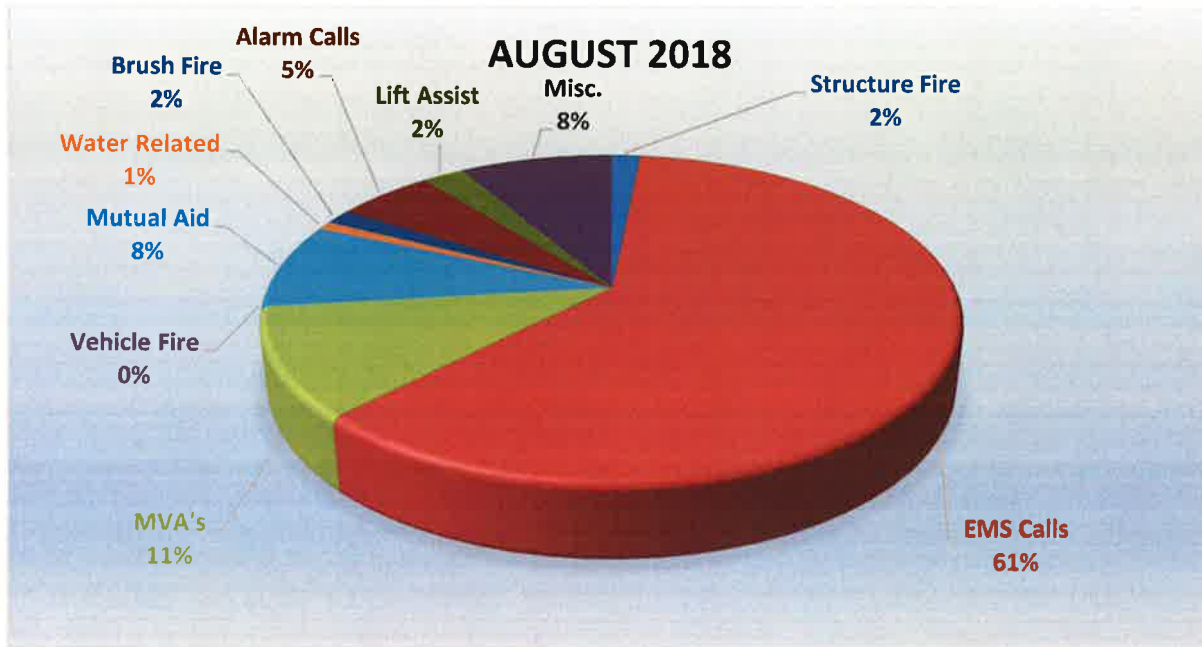
Structure Fire	1
EMS Calls	77
MVA's	14
Vehicle Fire	0
Mutual Aid	6
Water Related	2
Brush Fire	4
Alarm Calls	9
Lift Assist	3
Misc.	7
Total	123

JULY 2018



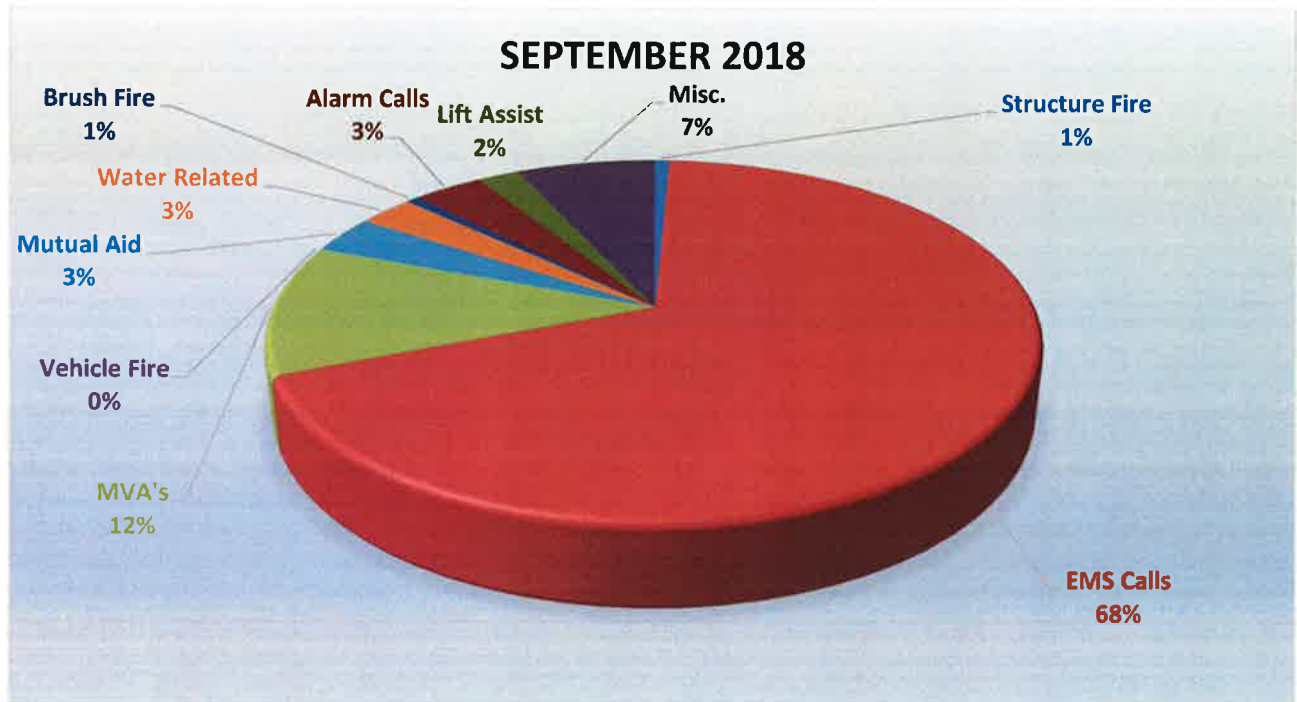
Structure Fire	1
EMS Calls	94
MVA's	15
Vehicle Fire	1
Mutual Aid	11
Water Related	2
Brush Fire	1
Alarm Calls	16
Lift Assist	6
Misc.	11
Total	158

AUGUST 2018



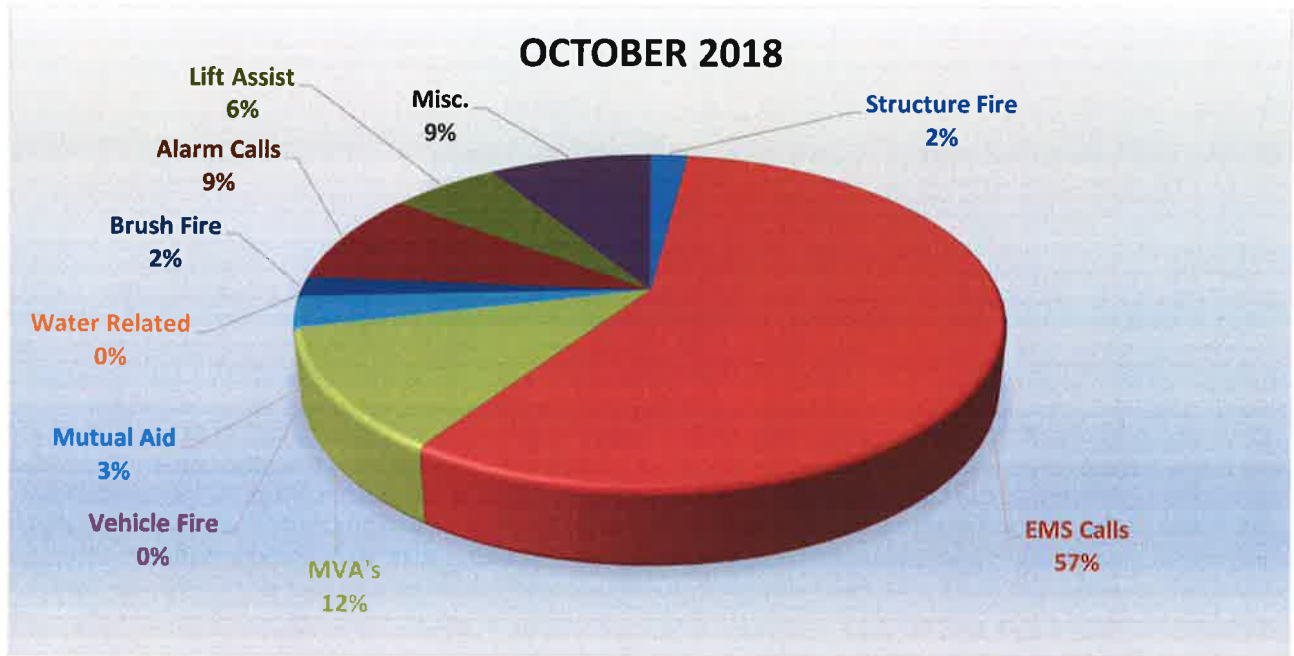
Structure Fire	2
EMS Calls	79
MVA's	14
Vehicle Fire	0
Mutual Aid	11
Water Related	1
Brush Fire	2
Alarm Calls	7
Lift Assist	3
Misc.	11
Total	130

SEPTEMBER 2018



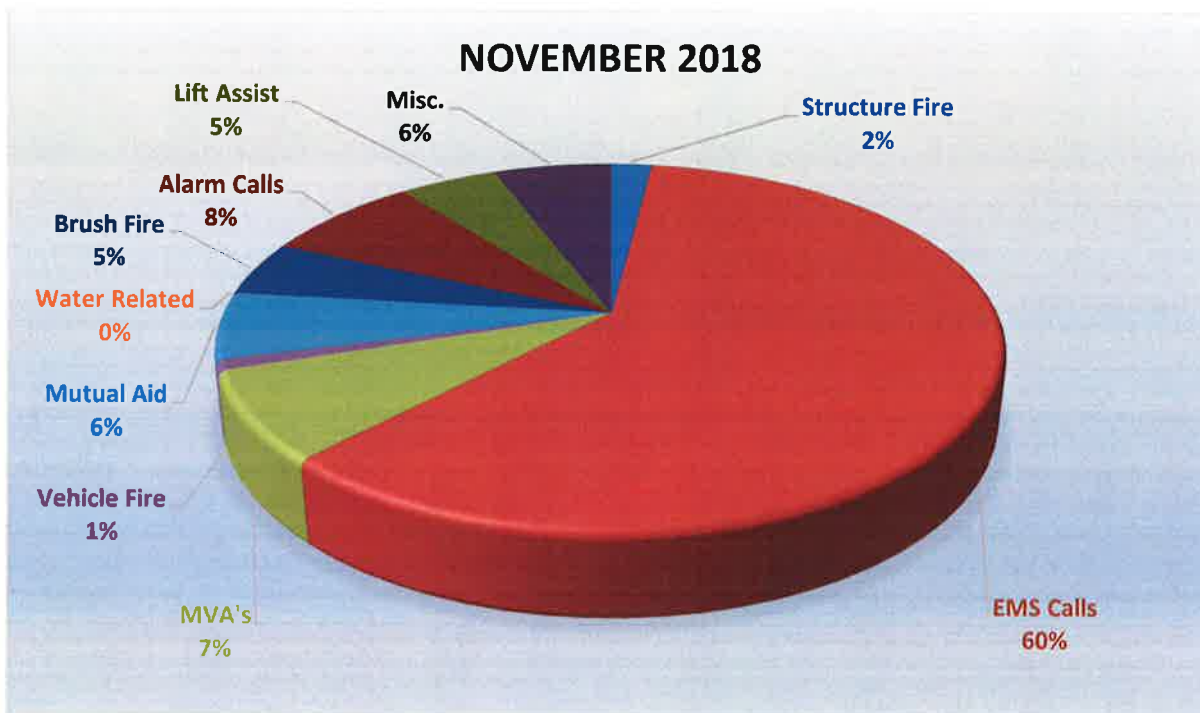
Structure Fire	1
EMS Calls	99
MVA's	17
Vehicle Fire	0
Mutual Aid	5
Water Related	4
Brush Fire	1
Alarm Calls	5
Lift Assist	3
Misc.	10
Total	145

OCTOBER 2018



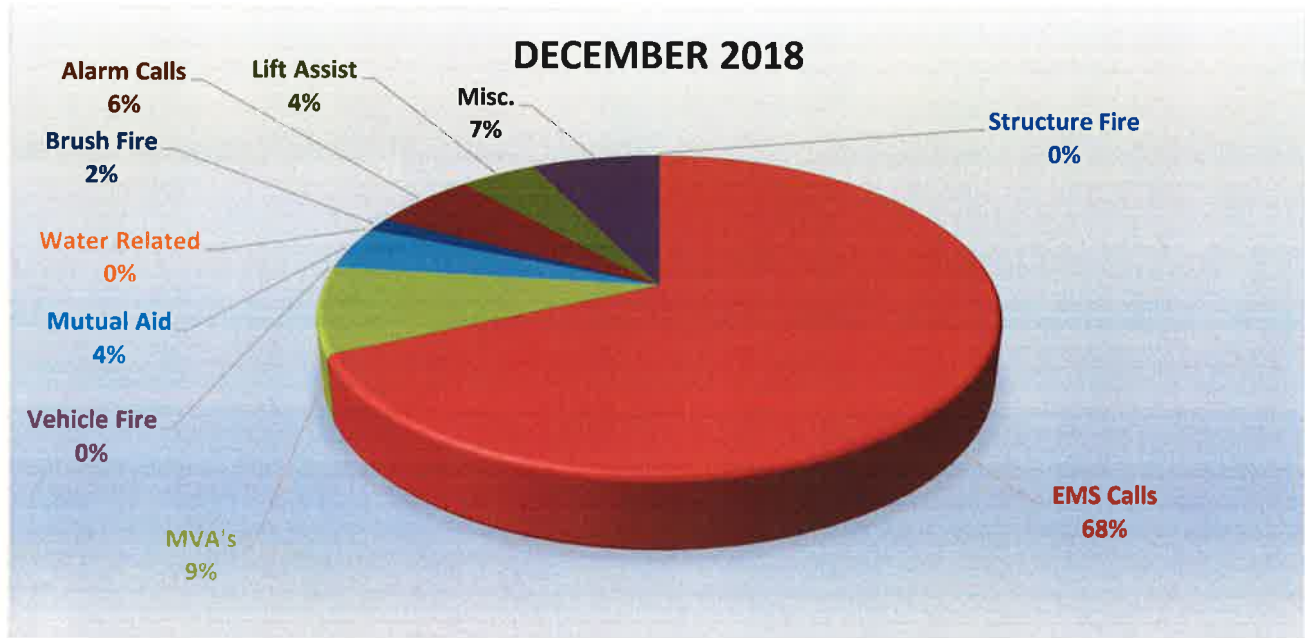
Structure Fire	2
EMS Calls	58
MVA's	12
Vehicle Fire	0
Mutual Aid	3
Water Related	0
Brush Fire	2
Alarm Calls	9
Lift Assist	6
Misc.	9
Total	101

NOVEMBER 2018



Structure Fire	2
EMS Calls	62
MVA's	8
Vehicle Fire	1
Mutual Aid	6
Water Related	0
Brush Fire	5
Alarm Calls	8
Lift Assist	5
Misc.	6
Total	103

DECEMBER 2018



Structure Fire	0
EMS Calls	47
MVA's	6
Vehicle Fire	0
Mutual Aid	3
Water Related	0
Brush Fire	1
Alarm Calls	4
Lift Assist	3
Misc.	5
Total	69