



# Lake Ozark Fire Protection District

1767 Bagnell Dam Blvd. Lake Ozark, Missouri 65049

Phn# 573-365-3380

Fax# 573-365-3758

February 4, 2021

The following is a year-end report for the Lake Ozark Fire Protection District for the year of 2020. The report contains a breakdown of the incidents the District responded to, code enforcement activities, training classes that were held for members of the department, and community activities the District participated in.

In 2020, the District responded to 1,487 calls for service. This was 30 more calls for service than we ran in 2019. Along with the increased calls for service, the District also saw an increase in the number of building permits issued, and dock inspections.

The District also made some major improvements in 2020. The District purchased three new ambulances for front line service. This allowed us to replace a 20-year-old ambulance and move two reserve ambulances. Besides these ambulances, the District received a Fire Act Grant in the amount of \$110,000.00 to replace our SCBA air compressor and to purchase a gear extractor and gear dryer for each station. The District also participated in the CARES program and received around \$300,000.00. These funds went toward the purchase of decontamination equipment, supplies, personal protective equipment, mechanical CPR devices, and cardiac monitors.

With continued support from the citizens of the District, we will continue to train hard and explore ways to provide the best possible service we can to the citizens and visitors in the District. If you have any questions, please feel free to contact the District office.

Respectfully,

A handwritten signature in black ink, appearing to read 'Mark Amsinger', with a long horizontal flourish extending to the right.

Mark Amsinger  
Fire Chief





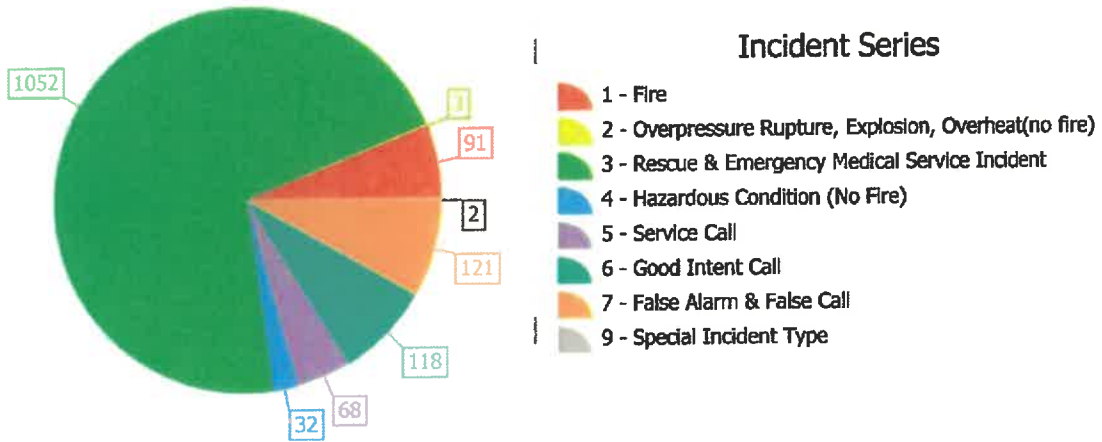
# Lake Ozark Fire Protection District

1767 Bagnell Dam Blvd. • Lake Ozark, MO 65049

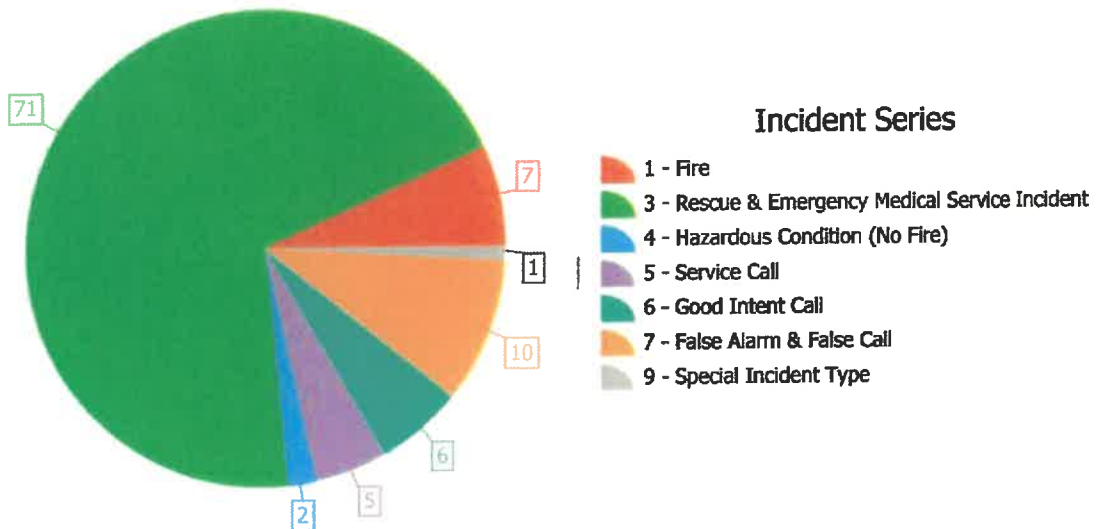
Phn# 573-365-3380 • Fax# 573-365-3758

## Incident Reports by Incident Type Series, Summary

### Annual Totals



### January



<b>Incident Type:</b>	1 - Fire	
111 - Building fire		2
140 - Natural vegetation fire, other		1
141 - Forest, woods or wildland fire		2
150 - Outside rubbish fire, other		1
154 - Dumpster or other outside trash receptacle fire		1
	<b>Total Number of calls for this Major Category:</b>	<b>7</b>

<b>Incident Type:</b>	3 - Rescue & Emergency Medical Service Incident	
300 - Rescue, EMS incident, other		4
311 - Medical assist, assist EMS crew		2
320 - Emergency medical service incident, other		3
321 - EMS call, excluding vehicle accident with injury		49
322 - Motor vehicle accident with injuries		4
324 - Motor vehicle accident with no injuries.		9
	<b>Total Number of calls for this Major Category:</b>	<b>71</b>

<b>Incident Type:</b>	4 - Hazardous Condition (No Fire)	
411 - Gasoline or other flammable liquid spill		1
413 - Oil or other combustible liquid spill		1
	<b>Total Number of calls for this Major Category:</b>	<b>2</b>

<b>Incident Type:</b>	5 - Service Call	
500 - Service Call, other		1
542 - Animal rescue		1
553 - Public service		1
571 - Cover assignment, standby, moveup		2
	<b>Total Number of calls for this Major Category:</b>	<b>5</b>

<b>Incident Type:</b>	6 - Good Intent Call	
611 - Dispatched & canceled en route		6
	<b>Total Number of calls for this Major Category:</b>	<b>6</b>

<b>Incident Type:</b>	7 - False Alarm & False Call	
700 - False alarm or false call, other		4

732 - Extinguishing system activation due to malfunction	1
733 - Smoke detector activation due to malfunction	1
743 - Smoke detector activation, no fire - unintentional	1
744 - Detector activation, no fire - unintentional	2
745 - Alarm system activation, no fire - unintentional	1

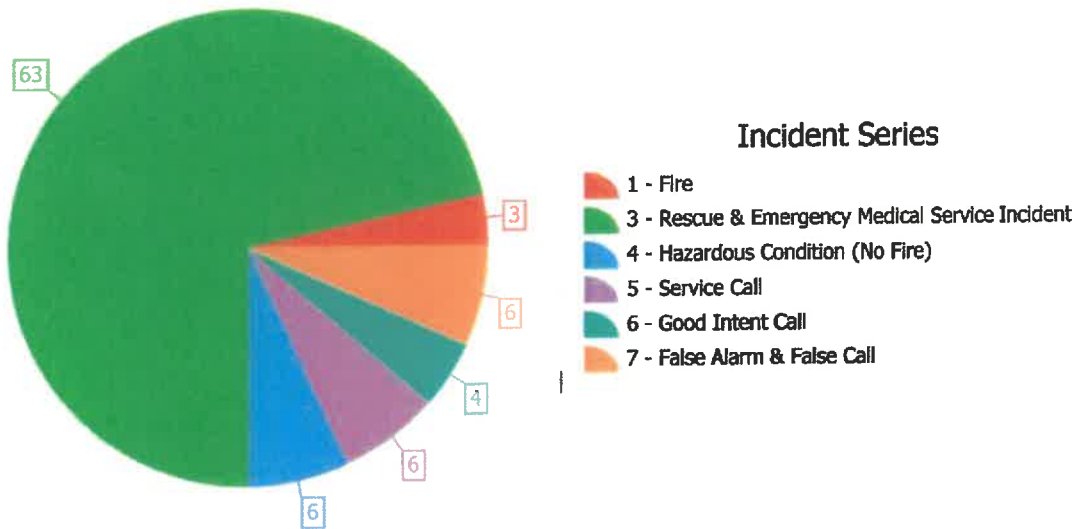
**Total Number of calls for this Major Category: 10**

**Incident Type: 9 - Special Incident Type**

900 - Special type of incident, other	1
---------------------------------------	---

**Total Number of calls for this Major Category: 1**

**February**



**Incident Type: 1 - Fire**

111 - Building fire	1
138 - Off-road vehicle or heavy equipment fire	1
141 - Forest, woods or wildland fire	1

**Total Number of calls for this Major Category: 3**

**Incident Type: 3 - Rescue & Emergency Medical Service Incident**

311 - Medical assist, assist EMS crew	3
321 - EMS call, excluding vehicle accident with injury	54

322 - Motor vehicle accident with injuries	2
324 - Motor vehicle accident with no injuries.	4

**Total Number of calls for this Major Category: 63**

**Incident Type: 4 - Hazardous Condition (No Fire)**

410 - Combustible/flammable gas/liquid condition, other	1
412 - Gas leak (natural gas or LPG)	1
440 - Electrical wiring/equipment problem, other	1
445 - Arcing, shorted electrical equipment	2
460 - Accident, potential accident, other	1

**Total Number of calls for this Major Category: 6**

**Incident Type: 5 - Service Call**

510 - Person in distress, other	1
554 - Assist invalid	2
5551 - Defective elevator, occupants	1
571 - Cover assignment, standby, moveup	2

**Total Number of calls for this Major Category: 6**

**Incident Type: 6 - Good Intent Call**

611 - Dispatched & canceled en route	4
--------------------------------------	---

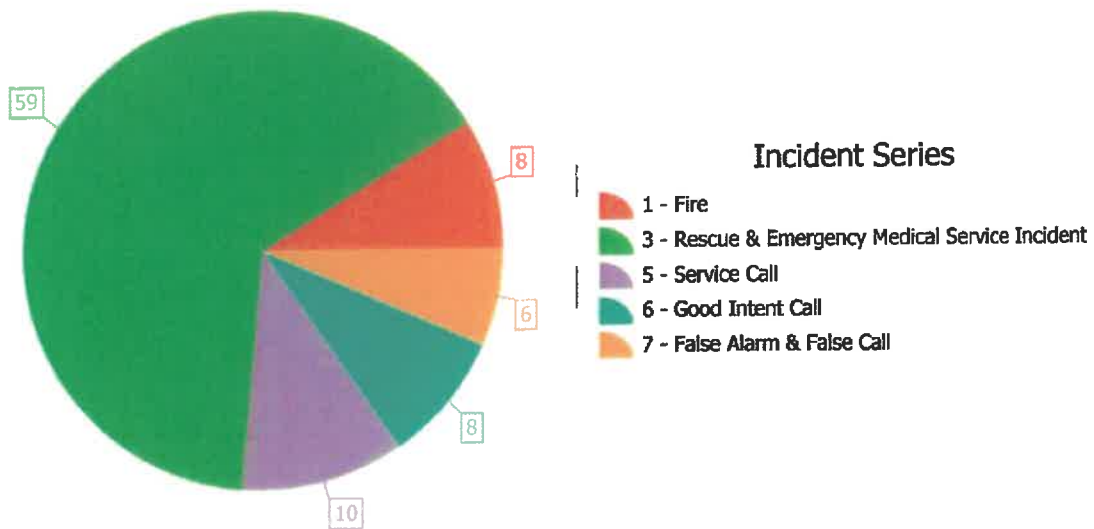
**Total Number of calls for this Major Category: 4**

**Incident Type: 7 - False Alarm & False Call**

730 - System malfunction, other	1
735 - Alarm system sounded due to malfunction	1
744 - Detector activation, no fire - unintentional	2
745 - Alarm system activation, no fire - unintentional	2

**Total Number of calls for this Major Category: 6**

**March**



**Incident Type: 1 - Fire**

111 - Building fire	2
130 - Mobile property (vehicle) fire, other	1
131 - Passenger vehicle fire	1
140 - Natural vegetation fire, other	1
141 - Forest, woods or wildland fire	1
142 - Brush or brush-and-grass mixture fire	2

**Total Number of calls for this Major Category: 8**

**Incident Type: 3 - Rescue & Emergency Medical Service Incident**

311 - Medical assist, assist EMS crew	3
320 - Emergency medical service incident, other	3
321 - EMS call, excluding vehicle accident with injury	49
322 - Motor vehicle accident with injuries	2
324 - Motor vehicle accident with no injuries.	2

**Total Number of calls for this Major Category: 59**

**Incident Type: 5 - Service Call**

500 - Service Call, other	1
553 - Public service	1
554 - Assist invalid	1
561 - Unauthorized burning	1



571 - Cover assignment, standby, moveup	6
<b>Total Number of calls for this Major Category:</b>	<b>10</b>

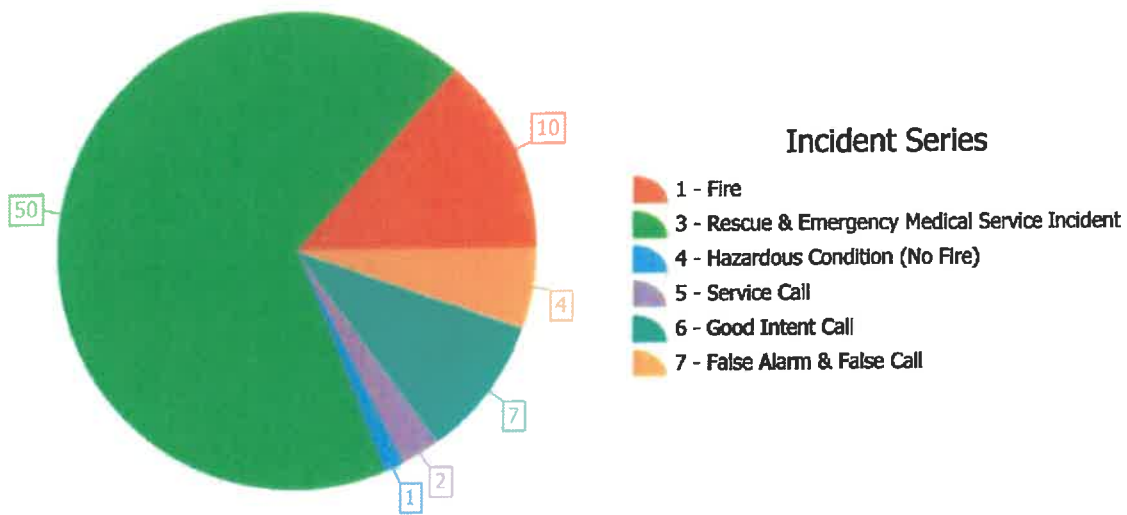
**Incident Type: 6 - Good Intent Call**

611 - Dispatched & canceled en route	8
<b>Total Number of calls for this Major Category:</b>	<b>8</b>

**Incident Type: 7 - False Alarm & False Call**

733 - Smoke detector activation due to malfunction	1
736 - CO detector activation due to malfunction	1
740 - Unintentional transmission of alarm, other	1
743 - Smoke detector activation, no fire - unintentional	1
744 - Detector activation, no fire - unintentional	2
<b>Total Number of calls for this Major Category:</b>	<b>6</b>

April



**Incident Type: 1 - Fire**

111 - Building fire	2
134 - Water vehicle fire	2
140 - Natural vegetation fire, other	2
141 - Forest, woods or wildland fire	1

142 - Brush or brush-and-grass mixture fire	1
150 - Outside rubbish fire, other	1
153 - Construction or demolition landfill fire	1

**Total Number of calls for this Major Category: 10**

**Incident Type: 3 - Rescue & Emergency Medical Service Incident**

311 - Medical assist, assist EMS crew	1
321 - EMS call, excluding vehicle accident with injury	45
322 - Motor vehicle accident with injuries	3
324 - Motor vehicle accident with no injuries.	1

**Total Number of calls for this Major Category: 50**

**Incident Type: 4 - Hazardous Condition (No Fire)**

411 - Gasoline or other flammable liquid spill	1
--	---

**Total Number of calls for this Major Category: 1**

**Incident Type: 5 - Service Call**

500 - Service Call, other	1
571 - Cover assignment, standby, moveup	1

**Total Number of calls for this Major Category: 2**

**Incident Type: 6 - Good Intent Call**

611 - Dispatched & canceled en route	7
--------------------------------------	---

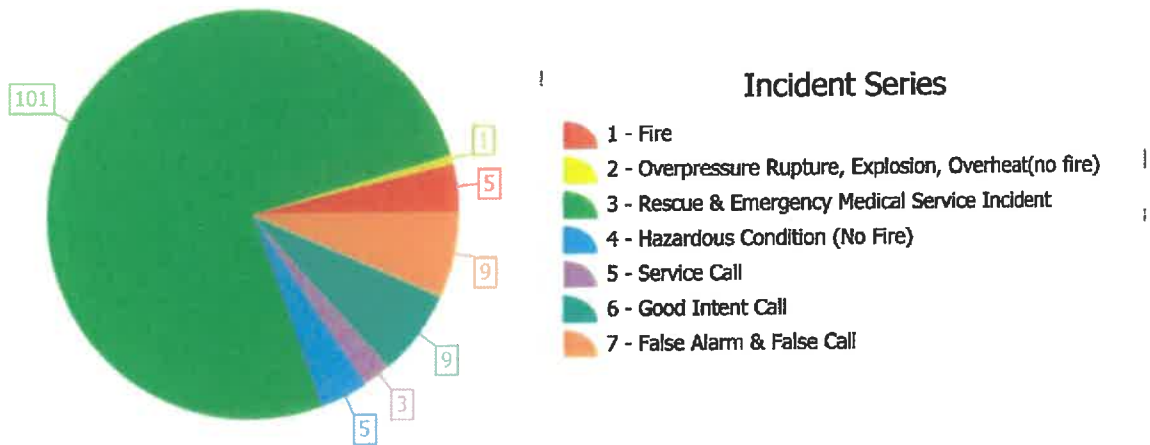
**Total Number of calls for this Major Category: 7**

**Incident Type: 7 - False Alarm & False Call**

700 - False alarm or false call, other	1
735 - Alarm system sounded due to malfunction	1
743 - Smoke detector activation, no fire - unintentional	2

**Total Number of calls for this Major Category: 4**

**May**



**Incident Type: 1 - Fire**

111 - Building fire	1
134 - Water vehicle fire	3
160 - Special outside fire, other	1

**Total Number of calls for this Major Category: 5**

**Incident Type: 2 - Overpressure Rupture, Explosion, Overheat(no fire)**

200 - Overpressure rupture, explosion, overheat other	1
---	---

**Total Number of calls for this Major Category: 1**

**Incident Type: 3 - Rescue & Emergency Medical Service Incident**

300 - Rescue, EMS incident, other	2
320 - Emergency medical service incident, other	2
321 - EMS call, excludng vehicle accident with injury	87
322 - Motor vehicle accident with injuries	6
324 - Motor vehicle accident with no injuries.	2
342 - Search for person in water	1
365 - Watercraft rescue	1

**Total Number of calls for this Major Category: 101**

**Incident Type: 4 - Hazardous Condition (No Fire)**

412 - Gas leak (natural gas or LPG)	1
444 - Power line down	4
<b>Total Number of calls for this Major Category:</b>	<b>5</b>

**Incident Type:** 5 - Service Call

531 - Smoke or odor removal	1
551 - Assist police or other governmental agency	1
561 - Unauthorized burning	1
<b>Total Number of calls for this Major Category:</b>	<b>3</b>

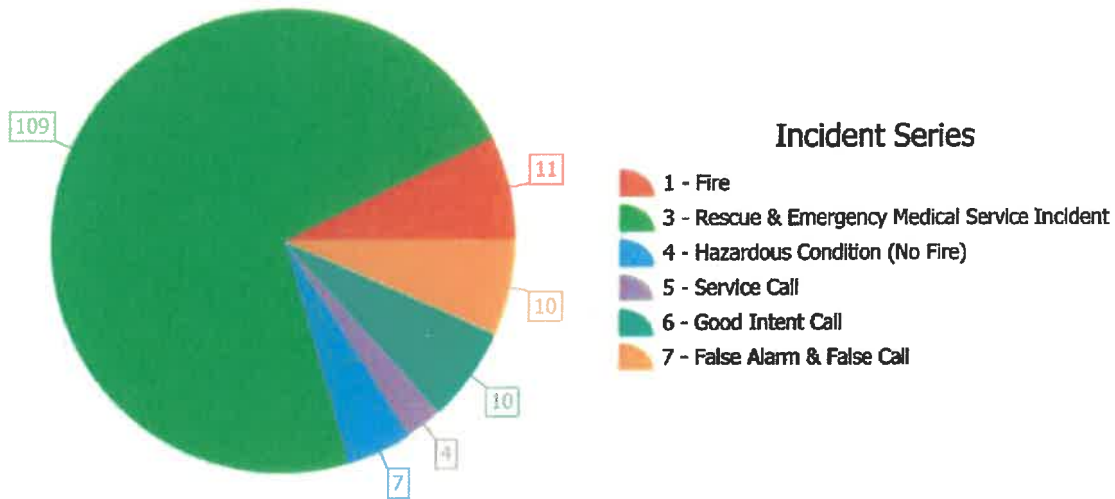
**Incident Type:** 6 - Good Intent Call

611 - Dispatched & canceled en route	6
622 - No incident found on arrival at dispatch address	1
631 - Authorized controlled burning	2
<b>Total Number of calls for this Major Category:</b>	<b>9</b>

**Incident Type:** 7 - False Alarm & False Call

700 - False alarm or false call, other	5
743 - Smoke detector activation, no fire - unintentional	2
744 - Detector activation, no fire - unintentional	1
745 - Alarm system activation, no fire - unintentional	1
<b>Total Number of calls for this Major Category:</b>	<b>9</b>

**June**



**Incident Type: 1 - Fire**

111 - Building fire	5
130 - Mobile property (vehicle) fire, other	1
131 - Passenger vehicle fire	1
140 - Natural vegetation fire, other	2
150 - Outside rubbish fire, other	2

**Total Number of calls for this Major Category: 11**

**Incident Type: 3 - Rescue & Emergency Medical Service Incident**

300 - Rescue, EMS incident, other	1
311 - Medical assist, assist EMS crew	4
320 - Emergency medical service incident, other	2
321 - EMS call, excluding vehicle accident with injury	85
322 - Motor vehicle accident with injuries	10
324 - Motor vehicle accident with no injuries.	5
365 - Watercraft rescue	2

**Total Number of calls for this Major Category: 109**

**Incident Type: 4 - Hazardous Condition (No Fire)**

413 - Oil or other combustible liquid spill	1
422 - Chemical spill or leak	1
442 - Overheated motor	2

444 - Power line down 3

**Total Number of calls for this Major Category: 7**

**Incident Type: 5 - Service Call**

531 - Smoke or odor removal 1

550 - Public service assistance, other 1

5551 - Defective elevator, occupants 1

571 - Cover assignment, standby, moveup 1

**Total Number of calls for this Major Category: 4**

**Incident Type: 6 - Good Intent Call**

611 - Dispatched & canceled en route 8

622 - No incident found on arrival at dispatch address 1

661 - EMS call, party transported by non-fire agency 1

**Total Number of calls for this Major Category: 10**

**Incident Type: 7 - False Alarm & False Call**

700 - False alarm or false call, other 2

714 - Central station, malicious false alarm 1

733 - Smoke detector activation due to malfunction 1

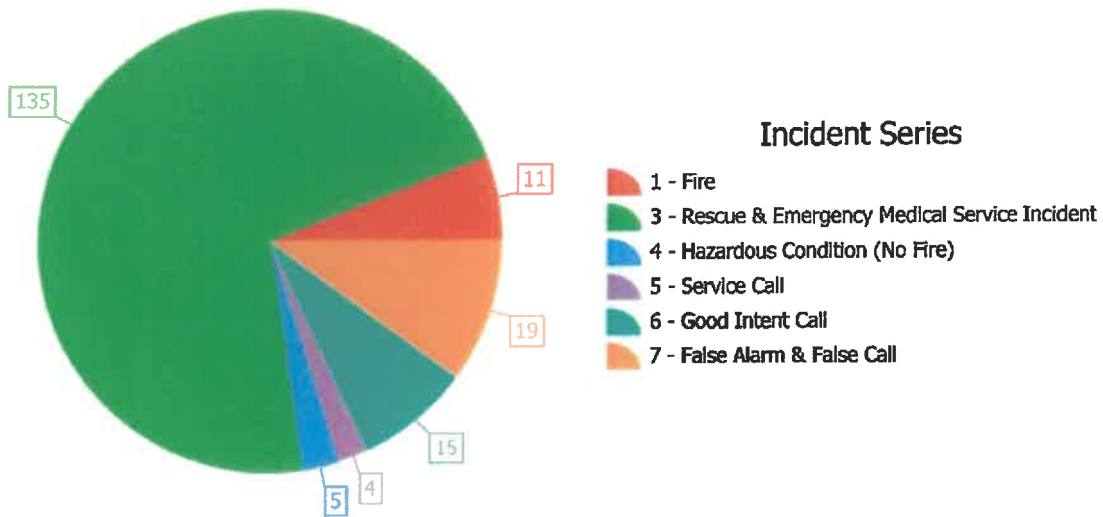
735 - Alarm system sounded due to malfunction 1

744 - Detector activation, no fire - unintentional 2

745 - Alarm system activation, no fire - unintentional 3

**Total Number of calls for this Major Category: 10**

**July**



**Incident Type: 1 - Fire**

111 - Building fire	5
134 - Water vehicle fire	2
140 - Natural vegetation fire, other	1
143 - Grass fire	1
160 - Special outside fire, other	2

**Total Number of calls for this Major Category: 11**

**Incident Type: 3 - Rescue & Emergency Medical Service Incident**

300 - Rescue, EMS incident, other	3
311 - Medical assist, assist EMS crew	3
320 - Emergency medical service incident, other	3
321 - EMS call, excluding vehicle accident with injury	99
322 - Motor vehicle accident with injuries	16
324 - Motor vehicle accident with no injuries.	8
331 - Lock-in (if lock out , use 511 )	1
365 - Watercraft rescue	1
381 - Rescue or EMS standby	1

**Total Number of calls for this Major Category: 135**

**Incident Type: 4 - Hazardous Condition (No Fire)**

400 - Hazardous condition, other	1
----------------------------------	---

411 - Gasoline or other flammable liquid spill	1
440 - Electrical wiring/equipment problem, other	2
460 - Accident, potential accident, other	1

**Total Number of calls for this Major Category: 5**

**Incident Type: 5 - Service Call**

500 - Service Call, other	1
522 - Water or steam leak	1
554 - Assist invalid	1
571 - Cover assignment, standby, moveup	1

**Total Number of calls for this Major Category: 4**

**Incident Type: 6 - Good Intent Call**

600 - Good intent call, other	1
611 - Dispatched & canceled en route	13
622 - No incident found on arrival at dispatch address	1

**Total Number of calls for this Major Category: 15**

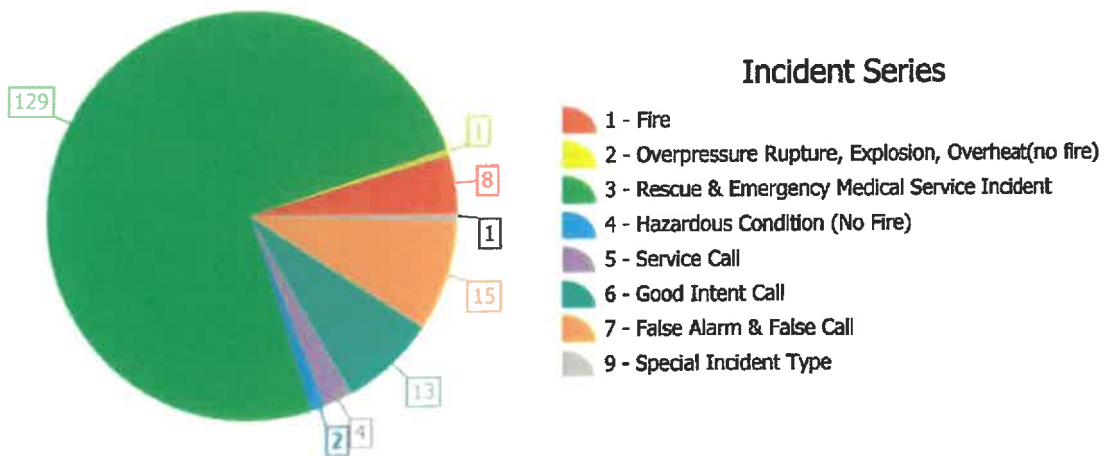
**Incident Type: 7 - False Alarm & False Call**

700 - False alarm or false call, other	5
735 - Alarm system sounded due to malfunction	1
740 - Unintentional transmission of alarm, other	1
741 - Sprinkler activation, no fire - unintentional	1
743 - Smoke detector activation, no fire - unintentional	1
744 - Detector activation, no fire - unintentional	3
745 - Alarm system activation, no fire - unintentional	6
746 - Carbon monoxide detector activation, no CO	1

**Total Number of calls for this Major Category: 19**

**August**





<b>Incident Type: 1 - Fire</b>	
100 - Fire, other	2
111 - Building fire	2
121 - Fire in mobile home used as fixed residence	1
134 - Water vehicle fire	1
150 - Outside rubbish fire, other	1
151 - Outside rubbish, trash or waste fire	1
<b>Total Number of calls for this Major Category:</b>	<b>8</b>

<b>Incident Type: 2 - Overpressure Rupture, Explosion, Overheat(no fire)</b>	
200 - Overpressure rupture, explosion, overheat other	1
<b>Total Number of calls for this Major Category:</b>	<b>1</b>

<b>Incident Type: 3 - Rescue &amp; Emergency Medical Service Incident</b>	
300 - Rescue, EMS incident, other	2
311 - Medical assist, assist EMS crew	4
320 - Emergency medical service incident, other	8
321 - EMS call, excluding vehicle accident with injury	97
322 - Motor vehicle accident with injuries	7
324 - Motor vehicle accident with no injuries.	8
360 - Water & ice-related rescue, other	1
365 - Watercraft rescue	1

372 - Trapped by power lines 1

**Total Number of calls for this Major Category: 129**

**Incident Type: 4 - Hazardous Condition (No Fire)**

412 - Gas leak (natural gas or LPG) 1

445 - Arcing, shorted electrical equipment 1

**Total Number of calls for this Major Category: 2**

**Incident Type: 5 - Service Call**

553 - Public service 1

554 - Assist invalid 2

5551 - Defective elevator, occupants 1

**Total Number of calls for this Major Category: 4**

**Incident Type: 6 - Good Intent Call**

600 - Good intent call, other 2

611 - Dispatched & canceled en route 9

631 - Authorized controlled burning 1

651 - Smoke scare, odor of smoke 1

**Total Number of calls for this Major Category: 13**

**Incident Type: 7 - False Alarm & False Call**

700 - False alarm or false call, other 1

711 - Municipal alarm system, malicious false alarm 1

730 - System malfunction, other 1

733 - Smoke detector activation due to malfunction 1

735 - Alarm system sounded due to malfunction 2

743 - Smoke detector activation, no fire - unintentional 3

744 - Detector activation, no fire - unintentional 2

745 - Alarm system activation, no fire - unintentional 3

746 - Carbon monoxide detector activation, no CO 1

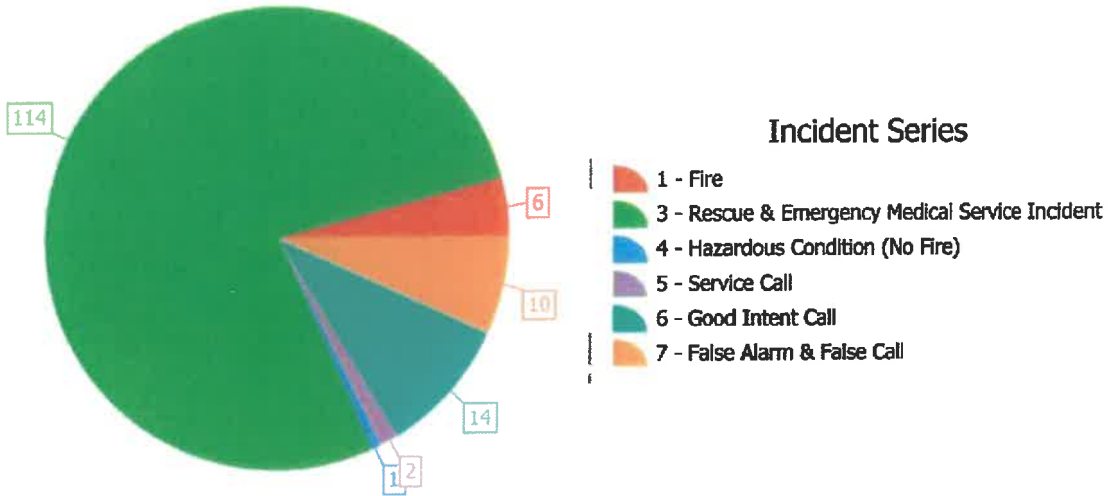
**Total Number of calls for this Major Category: 15**

**Incident Type: 9 - Special Incident Type**

900 - Special type of incident, other 1

**Total Number of calls for this Major Category: 1**

**September**



**Incident Type: 1 - Fire**

111 - Building fire	1
112 - Fires in structure other than in a building	1
134 - Water vehicle fire	1
140 - Natural vegetation fire, other	1
142 - Brush or brush-and-grass mixture fire	2

**Total Number of calls for this Major Category: 6**

**Incident Type: 3 - Rescue & Emergency Medical Service Incident**

300 - Rescue, EMS incident, other	2
311 - Medical assist, assist EMS crew	1
321 - EMS call, excluding vehicle accident with injury	98
322 - Motor vehicle accident with injuries	6
324 - Motor vehicle accident with no injuries.	6
342 - Search for person in water	1

**Total Number of calls for this Major Category: 114**

**Incident Type: 4 - Hazardous Condition (No Fire)**

441 - Heat from short circuit (wiring), defective/worn 1

**Total Number of calls for this Major Category: 1**

**Incident Type: 5 - Service Call**

554 - Assist invalid 2

**Total Number of calls for this Major Category: 2**

**Incident Type: 6 - Good Intent Call**

600 - Good intent call, other 2

611 - Dispatched & canceled en route 9

622 - No incident found on arrival at dispatch address 3

**Total Number of calls for this Major Category: 14**

**Incident Type: 7 - False Alarm & False Call**

700 - False alarm or false call, other 1

730 - System malfunction, other 1

735 - Alarm system sounded due to malfunction 3

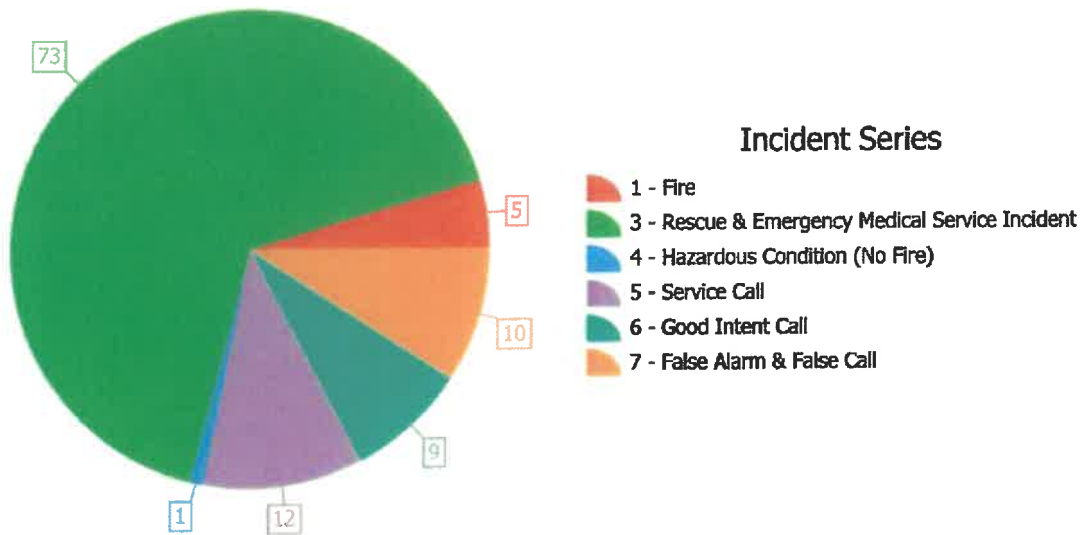
743 - Smoke detector activation, no fire - unintentional 1

744 - Detector activation, no fire - unintentional 1

745 - Alarm system activation, no fire - unintentional 3

**Total Number of calls for this Major Category: 10**

**October**



**Incident Type: 1 - Fire**

140 - Natural vegetation fire, other	1
141 - Forest, woods or wildland fire	1
150 - Outside rubbish fire, other	1
153 - Construction or demolition landfill fire	1
160 - Special outside fire, other	1

**Total Number of calls for this Major Category: 5**

**Incident Type: 3 - Rescue & Emergency Medical Service Incident**

300 - Rescue, EMS incident, other	3
311 - Medical assist, assist EMS crew	3
321 - EMS call, excluding vehicle accident with injury	57
322 - Motor vehicle accident with injuries	1
323 - Motor vehicle/pedestrian accident (MV Ped)	1
324 - Motor vehicle accident with no injuries.	6
353 - Removal of victim(s) from stalled elevator	1
381 - Rescue or EMS standby	1

**Total Number of calls for this Major Category: 73**

**Incident Type: 4 - Hazardous Condition (No Fire)**

441 - Heat from short circuit (wiring), defective/worn	1
--	---

**Total Number of calls for this Major Category: 1**

**Incident Type: 5 - Service Call**

541 - Animal problem	1
550 - Public service assistance, other	2
553 - Public service	2
554 - Assist invalid	3
561 - Unauthorized burning	3
571 - Cover assignment, standby, moveup	1

**Total Number of calls for this Major Category: 12**

**Incident Type: 6 - Good Intent Call**

611 - Dispatched & canceled en route	3
622 - No incident found on arrival at dispatch address	1
631 - Authorized controlled burning	2
661 - EMS call, party transported by non-fire agency	3

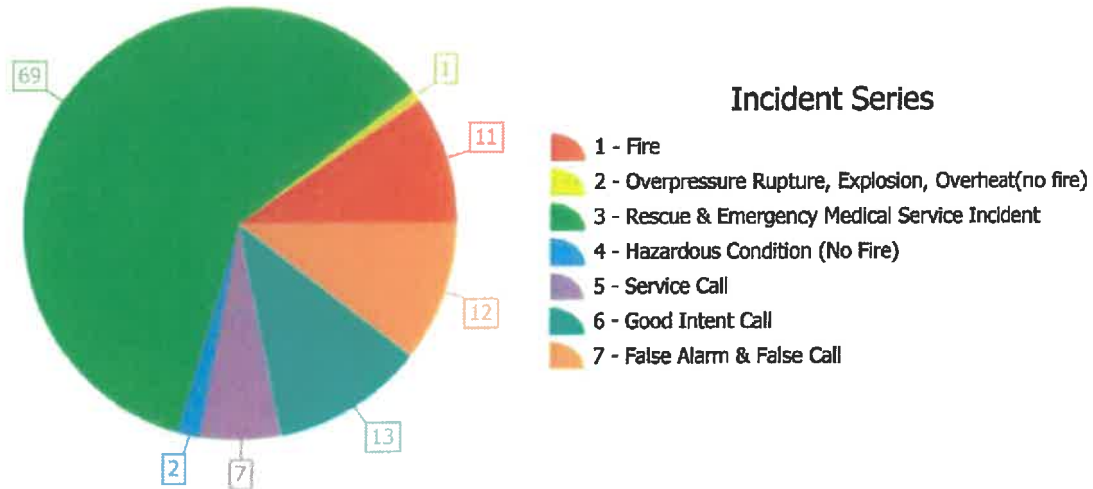
**Total Number of calls for this Major Category: 9**

**Incident Type: 7 - False Alarm & False Call**

700 - False alarm or false call, other	2
711 - Municipal alarm system, malicious false alarm	1
734 - Heat detector activation due to malfunction	1
743 - Smoke detector activation, no fire - unintentional	3
745 - Alarm system activation, no fire - unintentional	3

**Total Number of calls for this Major Category: 10**

**November**



**Incident Type: 1 - Fire**

111 - Building fire	5
131 - Passenger vehicle fire	1
140 - Natural vegetation fire, other	3
141 - Forest, woods or wildland fire	1
142 - Brush or brush-and-grass mixture fire	1

**Total Number of calls for this Major Category: 11**

**Incident Type: 2 - Overpressure Rupture, Explosion, Overheat(no fire)**

200 - Overpressure rupture, explosion, overheat other	1
---	---

**Total Number of calls for this Major Category: 1**

**Incident Type: 3 - Rescue & Emergency Medical Service Incident**

311 - Medical assist, assist EMS crew	2
320 - Emergency medical service incident, other	1
321 - EMS call, excluding vehicle accident with injury	59
322 - Motor vehicle accident with injuries	2
324 - Motor vehicle accident with no injuries.	5

**Total Number of calls for this Major Category: 69**

**Incident Type: 4 - Hazardous Condition (No Fire)**

413 - Oil or other combustible liquid spill	1
444 - Power line down	1

**Total Number of calls for this Major Category: 2**

**Incident Type: 5 - Service Call**

522 - Water or steam leak	1
542 - Animal rescue	1
552 - Police matter	1
554 - Assist invalid	1
561 - Unauthorized burning	3

**Total Number of calls for this Major Category: 7**

**Incident Type: 6 - Good Intent Call**

611 - Dispatched & canceled en route	10
631 - Authorized controlled burning	3

**Total Number of calls for this Major Category: 13**

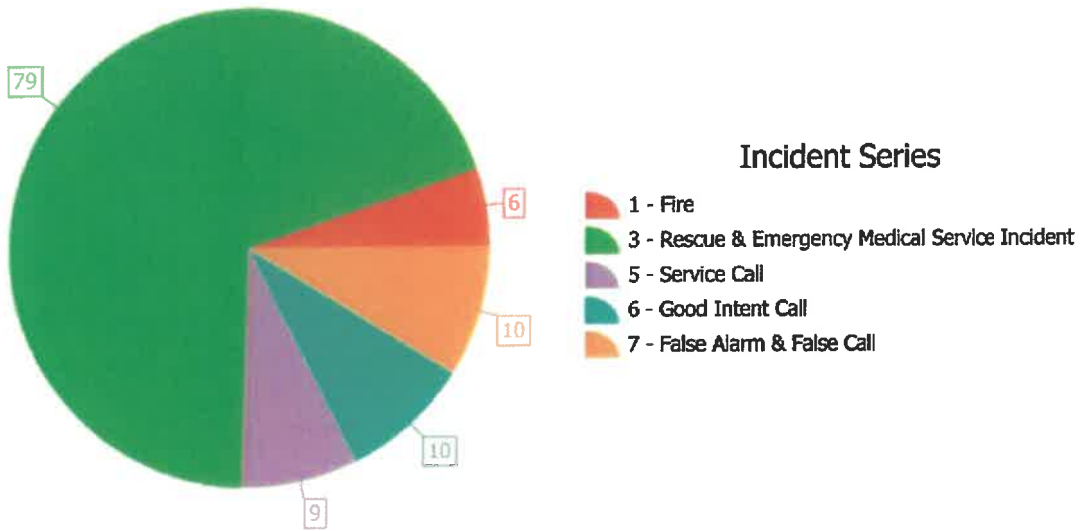
**Incident Type: 7 - False Alarm & False Call**

700 - False alarm or false call, other	4
710 - Malicious, mischievous false call, other	2
730 - System malfunction, other	1
733 - Smoke detector activation due to malfunction	1
735 - Alarm system sounded due to malfunction	1
743 - Smoke detector activation, no fire - unintentional	2
744 - Detector activation, no fire - unintentional	1

**Total Number of calls for this Major Category: 12**

**December**





**Incident Type: 1 - Fire**

111 - Building fire	2
121 - Fire in mobile home used as fixed residence	1
131 - Passenger vehicle fire	1
134 - Water vehicle fire	1
142 - Brush or brush-and-grass mixture fire	1

**Total Number of calls for this Major Category: 6**

**Incident Type: 3 - Rescue & Emergency Medical Service Incident**

300 - Rescue, EMS incident, other	1
320 - Emergency medical service incident, other	1
321 - EMS call, excluding vehicle accident with injury	69
322 - Motor vehicle accident with injuries	3
324 - Motor vehicle accident with no injuries.	5

**Total Number of calls for this Major Category: 79**

**Incident Type: 5 - Service Call**

500 - Service Call, other	1
542 - Animal rescue	1
550 - Public service assistance, other	2
554 - Assist invalid	3
571 - Cover assignment, standby, moveup	2

**Total Number of calls for this Major Category: 9**

**Incident Type: 6 - Good Intent Call**

611 - Dispatched & canceled en route	8
631 - Authorized controlled burning	1
671 - HazMat release investigation w/no HazMat	1

**Total Number of calls for this Major Category: 10**

**Incident Type: 7 - False Alarm & False Call**

700 - False alarm or false call, other	5
715 - Local alarm system, malicious false alarm	1
735 - Alarm system sounded due to malfunction	3
743 - Smoke detector activation, no fire - unintentional	1

**Total Number of calls for this Major Category: 10**

<b>Total Number of Incident Exposures:</b>	<b>1487</b>
<b>Total Number of Distict Incident Types:</b>	<b>83</b>

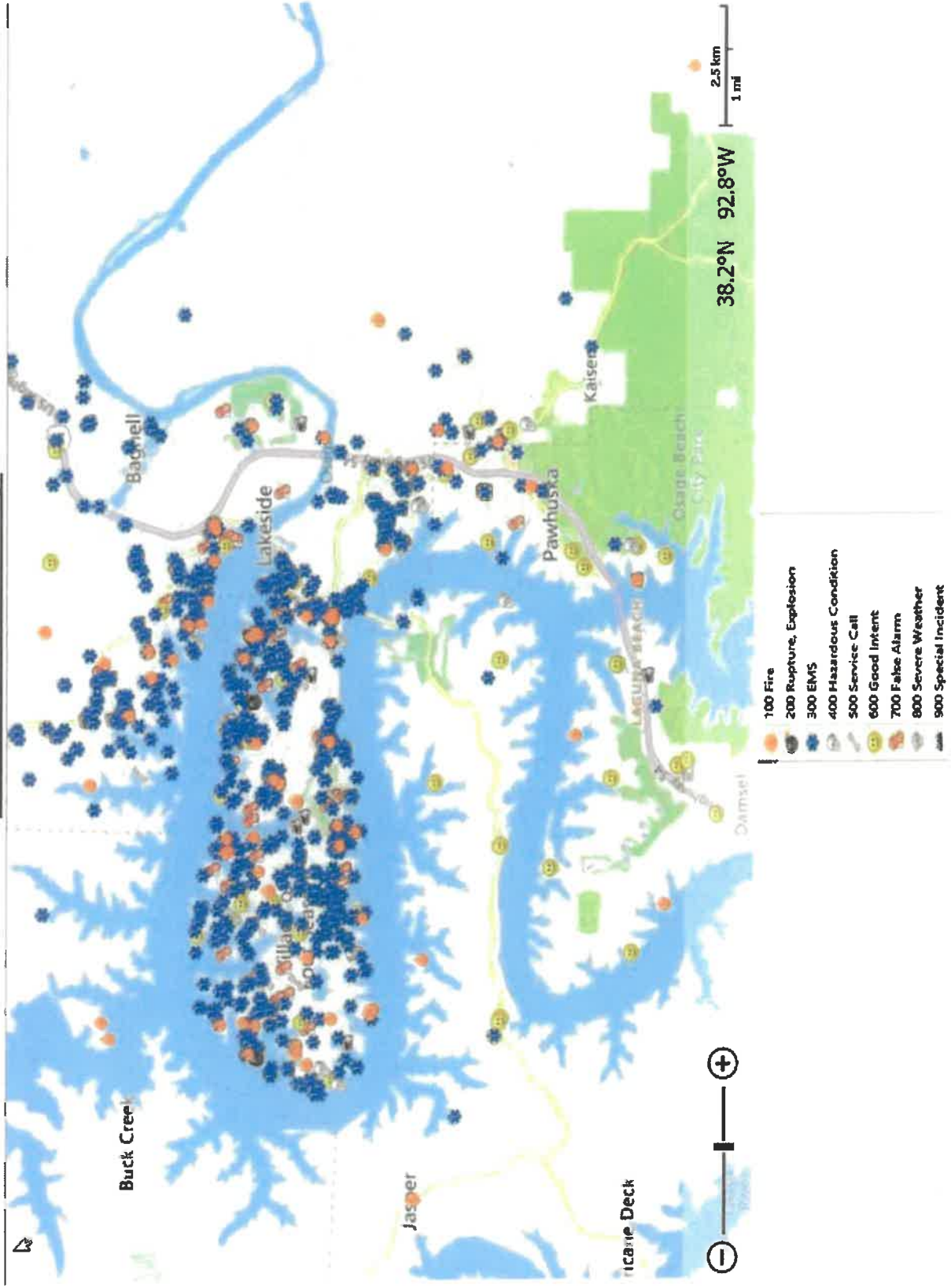
### Report Filter Settings

**Report File Name:** Incident Reports by Incident Major Type, Year End Review

**Filter Name:** Is Last Year

**Filter Expression:** (Not Is Null [IncidentNumber]) And ([AlarmDateTime] is between '1/1/2020 00:00' and '12/31/2020 23:59')

# 2020 Incident Map





## Lake Ozark Fire Protection District

1767 Bagnell Dam Blvd. • Lake Ozark, MO 65049

Phn# 573-365-3380 • Fax# 573-365-3758

### Incident Reports By Year, Summary



<u>Year</u>	<u>Number of Incidents</u>	<u>Total Time (Days.Hr:Min:Sec)</u>
2017	1240	29.06:29:47
2018	1269	34.03:06:32
2019	1461	44.18:25:22
2020	1485	46.02:16:09

## Report Filter Settings

**Report Name:** Incident Reports by Year, Summary  
**Filter Name:** 2017-2020  
**Filter Expression:** [IncidentDate] is between '1/1/2017 00:00' and '12/31/2020 23:59'

## **Building Division**

In 2020, the District continued to see increased activity in both building permits and dock permits. A total of 412 permits were issued compared to 365 permits in 2019. Along with these permits, several safety inspections were conducted, however COVID did curtail the number of safety inspections that were conducted.



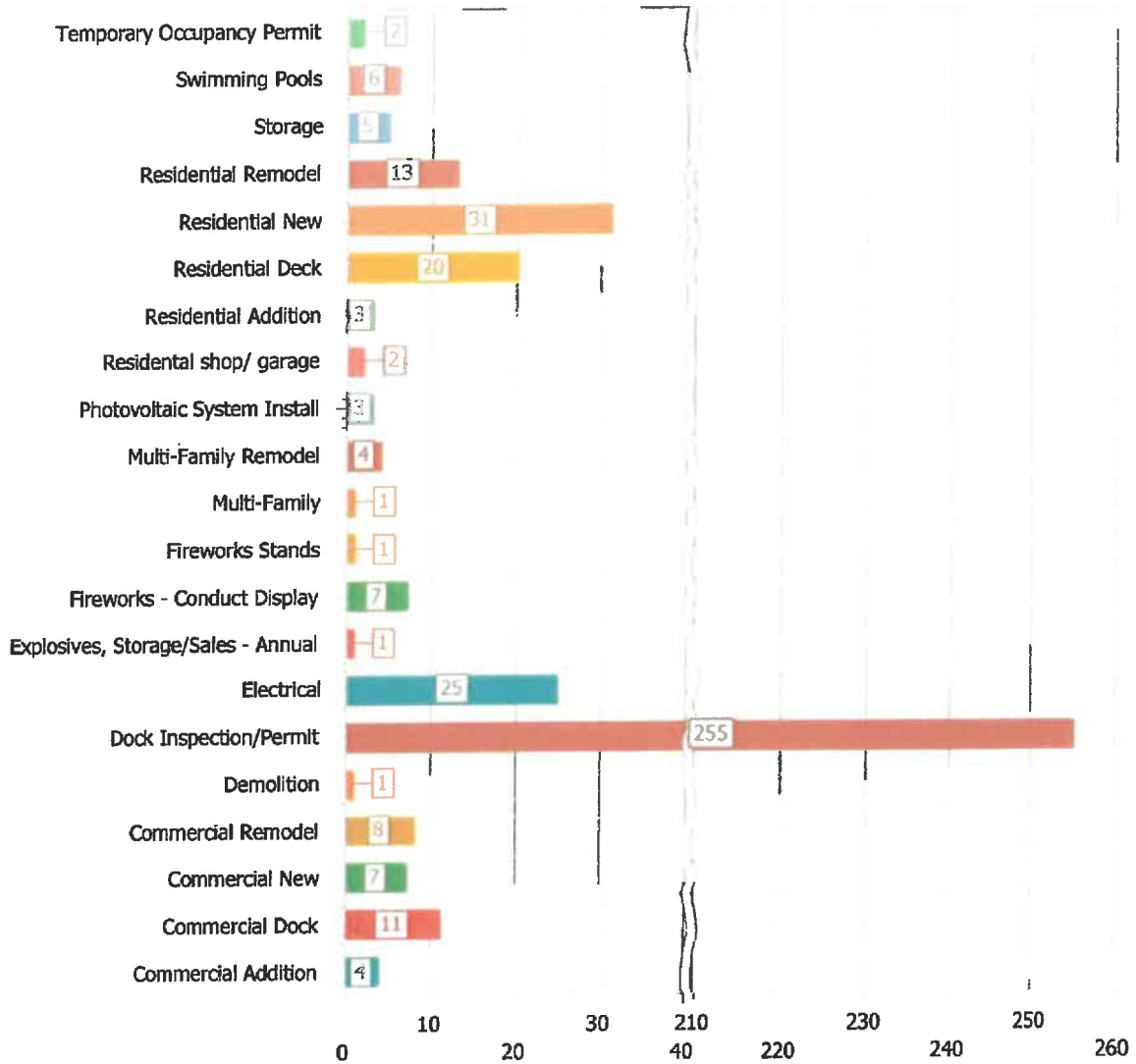
# Lake Ozark Fire Protection District

1767 Bagnell Dam Blvd. • Lake Ozark, MO 65049

Phn# 573-365-3380 • Fax# 573-365-3758

## Permits, Summary

### Permit Description





Detailed Count by Description	
-------------------------------	--

	2
<b>Commercial Addition</b>	4
<b>Commercial Dock</b>	11
<b>Commercial New</b>	7
<b>Commercial Remodel</b>	8
<b>Demolition</b>	1
<b>Dock Inspection/Permit</b>	255
<b>Electrical</b>	25
<b>Explosives, Storage/Sales - Annual</b>	1
<b>Fireworks - Conduct Display</b>	7
<b>Fireworks Stands</b>	1
<b>Multi-Family</b>	1
<b>Multi-Family Remodel</b>	4
<b>Photovoltaic System Install</b>	3
<b>Residential shop/ garage</b>	2
<b>Residential Addition</b>	3
<b>Residential Deck</b>	20
<b>Residential New</b>	31
<b>Residential Remodel</b>	13
<b>Storage</b>	5
<b>Swimming Pools</b>	6
<b>Temporary Occupancy Permit</b>	2
<b>Total Permits:</b>	<b>412</b>

### Report Filter Settings

**Report Name:** Permits - Year End Review

**Filter Name:** Last year

**Filter Expression:** [PermitDate] is between '1/1/2020 00:00' and '12/31/2020 23:59'

# **Training Division**

During 2020, the training division conducted several training classes. Most of these classes were conducted in-house due to COVID and the cancellation of all training events both in state and out of state. During this time, members were able to obtain training either in-house or virtual to maintain their certifications.



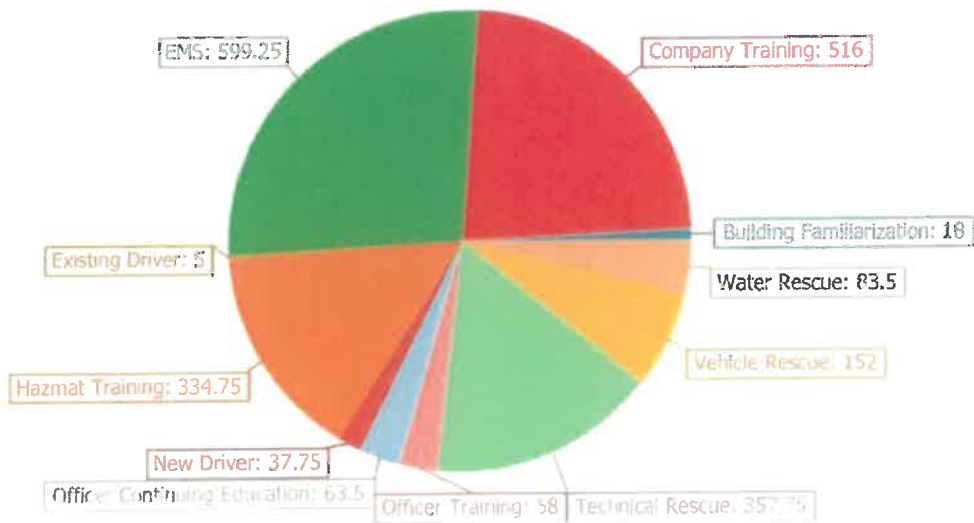
# Lake Ozark Fire Protection District

1767 Bagnell Dam Blvd. • Lake Ozark, MO 65049

Phn# 573-365-3380 • Fax# 573-365-3758

## Training Class Session Attendance by Training Category, Year End Review

### Training Category: Total Hours



#### Training Category: Building Familiarization

Session Name	Classes	Attendees	Hours:Min
Building Familiarization	1	12	18:00
			<b>18:00</b>

#### Training Category: Company Training

Session Name	Classes	Attendees	Hours:Min
Ballout	1	12	48:00
Company Training 580(17)	2	22	61:30

Fire Hose and Fire Streams	1	9	18:00
Forcible Entry	3	18	14:00
hose work	2	12	22:00
hydraulics	1	11	22:00
Hydraulics	1	11	27:30
Hydraulics Training	1	11	27:30
Search and Rescue	3	20	84:30
Water Supplies	1	2	02:00
water supply	3	38	189:00
			<hr/>
			<b>516:00</b>

**Training Category: EMS**

<u>Session Name</u>	<u>Classes</u>	<u>Attendees</u>	<u>Hours:Min</u>
ACLS	1	18	135:00
Airway Management	3	35	99:00
CPR	3	20	56:00
Docum/Medical/Legal	1	14	21:00
ECG Recog/Management	2	2	03:30
EMT REFRESHER	1	1	06:00
Handtevy	5	45	252:00
Medical/Behavioral	1	1	03:30
OB/GYN	1	1	02:00
Patient Assessment	1	11	19:15
Trauma Assess/Management	1	1	02:00
			<hr/>
			<b>599:15</b>

**Training Category: Existing Driver**

<u>Session Name</u>	<u>Classes</u>	<u>Attendees</u>	<u>Hours:Min</u>
Current Driver Training (General)	2	4	05:00
			<hr/>
			<b>05:00</b>

**Training Category: Hazmat Training**

<u>Session Name</u>	<u>Classes</u>	<u>Attendees</u>	<u>Hours:Min</u>
---------------------	----------------	------------------	------------------

Hazardous Materials	5	64	326:45
Hazardous Materials Overview	1	8	08:00
			<hr/> <b>334:45</b>

**Training Category: New Driver**

<u>Session Name</u>	<u>Classes</u>	<u>Attendees</u>	<u>Hours:Min</u>
Aerial Apparatus Fireground Operations (New Driver)	4	4	03:30
Aerial Drive Time (New Driver)	1	2	06:00
Drafting Operations (New Driver)	1	2	02:00
Driver's Road Test	1	2	04:00
New Driver Training (General)	9	9	15:45
Pumper Drive Time (New Driver)	1	1	00:30
Pumping Operations (New Driver)	1	2	02:00
Response District Location Excercise (New Driver)	1	2	04:00
			<hr/> <b>37:45</b>

**Training Category: Officer Continuing Education**

<u>Session Name</u>	<u>Classes</u>	<u>Attendees</u>	<u>Hours:Min</u>
Fire Programs	1	13	26:00
Post Incident Call Critique	1	15	37:30
			<hr/> <b>63:30</b>

**Training Category: Officer Training**

<u>Session Name</u>	<u>Classes</u>	<u>Attendees</u>	<u>Hours:Min</u>
Administrative	1	10	30:00
Fire Officer II	2	5	23:00
NIMS-ICS200	1	1	02:00
NIMS-ICS-800	1	1	03:00
			<hr/> <b>58:00</b>

**Training Category: Technical Rescue**

<u>Session Name</u>	<u>Classes</u>	<u>Attendees</u>	<u>Hours:Min</u>
---------------------	----------------	------------------	------------------

Ice Rescue	7	73	151:45
Rescue Training (Misc)	22	114	206:00
			<hr/> <b>357:45</b>

**Training Category: Vehicle Rescue**

<u>Session Name</u>	<u>Classes</u>	<u>Attendees</u>	<u>Hours:Min</u>
Rescue/Extrication	1	19	152:00
			<hr/> <b>152:00</b>

**Training Category: Water Rescue**

<u>Session Name</u>	<u>Classes</u>	<u>Attendees</u>	<u>Hours:Min</u>
Boat Operation (Current Driver)	2	19	44:30
Marine Rescue Operatinos	1	13	39:00
			<hr/> <b>83:30</b>

---

<b>Total Number of Classes:</b>	<b>103</b>
<b>Total Number of Personnel Attending:</b>	<b>710</b>
<b>Total Hours for All Personnel Combined:</b>	<b>2225:30</b>

## Report Filter Settings

**Report Name:** Training Class Sessions by Training Category, Year End Review

**Filter Name:** Year To Date

**Filter Expression:** (Not (([CategoryName] is null or (len([CategoryName]) = 0))) And ([StartTime] is between '1/1/2020 00:00' and '12/31/2020 00:00')